


POSIZIONE	DATI ANAGRAFICI	DATA E PROV. NAS.	PUNTI TIT. STUDIO	PUNTI SERVIZIO	PUNTI CREDITI PROFESS.	PUNTEGGIO TOTALE	
1	NARDONE	FRANCA MARIA	01/07/1949 (LT)	20	60	20,0	100,0
2	UTTARO	CONCETTA	14/04/1954 (LT)	20	58	18,0	96,0
3	MELITO	ANNA MARIA	07/07/1949 (AV)	20	58	16,0	94,0
4	CALAPRICE	PAOLA TERESA	18/10/1943 (SS)	12	60	20,0	92,0
5	PARRELLA	TERESA ANTONIA	01/09/1945 (PZ)	12	60	20,0	92,0
6	DE NARDIS	RODOLFO	11/01/1947 (LT)	12	60	20,0	92,0
7	DI ROLLO	MARIA	14/09/1947 (LT)	12	60	20,0	92,0
8	CREO	SILVANA	20/02/1948 (LT)	12	60	20,0	92,0
9	VEGLIA	ANGELO	12/02/1950 (LT)	12	60	20,0	92,0
10	VALERIO	LUISA	11/07/1950 (LT)	12	60	20,0	92,0
11	GAMBARETTO	SPERANZA	03/07/1951 (LT)	12	60	20,0	92,0
12	DI MEGLIO	ELISA	09/01/1952 (RM)	12	60	20,0	92,0
13	PECCHIA	MICHELE	05/04/1953 (LT)	12	60	20,0	92,0
14	FASCIONE	ANTONIO	28/10/1953 (CE)	12	60	20,0	92,0
15	SARRA	CAROLINA	17/08/1956 (LT)	12	60	20,0	92,0
16	LEONE	CAROLINA	04/09/1956 (CE)	12	60	20,0	92,0
17	PIZZI	MARIA ANTONIETTA	24/07/1946 (LT)	12	60	19,0	91,0
18	DON	MARIA ROSARIA	02/04/1947 (LT)	12	60	19,0	91,0
19	CIPOLLA	ELIDE	02/01/1948 (LT)	12	58	20,0	90,0
20	PEZONE	UMBERTO	03/01/1948 (LT)	12	58	20,0	90,0
21	CARVELLI	ADA	06/10/1949 (KR)	12	58	20,0	90,0
22	RICCARDI	VINCENZA	20/11/1950 (LT)	12	58	20,0	90,0
23	MASSARELLA	LUCIA	06/01/1952 (LT)	12	58	20,0	90,0
24	GUGLIETTA	PASQUALINA	04/09/1952 (LT)	12	58	20,0	90,0
25	PERUGINI	ANNAMARIA	15/06/1953 (MC)	12	58	20,0	90,0
26	PENNACCHIA	MARIA VITTORIA	13/11/1953 (LT)	12	58	20,0	90,0
27	PASSARETTI	VERA	20/03/1954 (CE)	12	58	20,0	90,0
28	CARDINALI	ROMOLO	15/01/1955 (RM)	12	58	20,0	90,0
29	PASTORE	GIOVANNA	10/02/1954 (LT)	12	58	19,0	89,0
30	SPIRITO	MILVIA	01/11/1950 (LT)	12	58	18,5	88,5
31	MATARESE	PASQUALINA LUIGIA	29/12/1951 (LT)	12	58	18,5	88,5
32	ROCCUCCI	VITO	27/06/1946 (BA)	12	56	20,0	88,0
33	BRESAOLA	BRUNA	24/11/1946 (RM)	12	59	17,0	88,0
34	SACCOCCIO	FERNANDO	26/02/1950 (LT)	8	60	20,0	88,0
35	DI PRINCIPE	ANTONIA ROSA	21/11/1951 (LT)	12	60	16,0	88,0
36	MASCI	PATRIZIA	11/06/1952 (RM)	12	56	20,0	88,0
37	MORISCO	EMMA	23/10/1953 (EE)	12	56	20,0	88,0
38	PANICO	CARMELA ROSA	21/12/1954 (BA)	12	58	18,0	88,0
39	SIMEONE	ROSARIA MARIA	01/12/1955 (LT)	12	58	18,0	88,0
40	PAGLIONE	DOMENICO	09/08/1955 (IS)	12	58	17,5	87,5
41	LOCATELLI	PATRIZIA	08/03/1957 (LT)	8	60	19,5	87,5
42	SILVESTRI	ANGELO	11/08/1949 (LT)	12	60	15,0	87,0
43	LO PINTO	MARIA TERESA	07/08/1955 (EE)	12	60	15,0	87,0
44	GUGLIETTA	ANGELINA	05/08/1956 (LT)	12	58	17,0	87,0
45	ADDESSI	MARIA GIUSEPPA	10/05/1942 (LT)	12	60	14,5	86,5
46	FORTE	ETTORE	01/02/1956 (LT)	12	58	16,5	86,5
47	SIMONELLI	VINCENZO	30/06/1943 (LT)	8	60	18,0	86,0
48	MURCIANO	ALDO GIUSEPPE	18/03/1949 (LE)	8	58	20,0	86,0
49	COLACICCO	DOMENICO	26/07/1949 (LT)	12	58	16,0	86,0
50	D'AMMIZIO	ROMANO CARLO	27/11/1951 (LT)	12	60	14,0	86,0

POSIZIONE	DATI ANAGRAFICI	DATA E PROV. NAS.	PUNTI TIT. STUDIO	PUNTI SERVIZIO	PUNTI CREDITI PROFESS.	PUNTEGGIO TOTALE
51	ROSSETTI GIUSEPPINA	13/03/1953 (FG)	8	58	20,0	86,0
52	ZENGA SILVANA	25/03/1953 (RM)	12	60	14,0	86,0
53	SCIPIONE MARIA TERESA	11/06/1955 (LT)	12	54	20,0	86,0
54	LEONORO ORNELLA	04/12/1955 (LT)	12	54	20,0	86,0
55	LANNI MARIA PIA	09/03/1957 (LT)	12	60	14,0	86,0
56	LOREFICE NATALINA DELIZIA	01/08/1957 (LT)	12	58	16,0	86,0
57	MARCIANO FRANCESCO	10/12/1947 (LT)	12	60	13,5	85,5
58	CAPOZZI ROSINA	02/01/1945 (BN)	12	54	19,0	85,0
59	DI MARCO OLGA	27/09/1945 (CE)	12	58	15,0	85,0
60	RABBIA POMPEA	20/03/1946 (LT)	12	56	17,0	85,0
61	D'APRANO COSMO	20/05/1948 (LT)	8	60	17,0	85,0
62	DI FAZIO MARIA PALMA	10/03/1950 (LT)	12	58	15,0	85,0
63	AMELIA MARIA ZELINDA	08/09/1947 (LT)	12	60	12,5	84,5
64	DI FAZIO MARIA ROSARIA	26/04/1950 (NA)	12	58	14,5	84,5
65	VOLPI GABRIELLA	07/11/1950 (LT)	12	60	12,5	84,5
66	GIANNETTI PATRIZIA	01/09/1954 (LT)	12	58	14,5	84,5
67	CAMILLO ISA FRANCESCA	24/07/1944 (LT)	12	60	12,0	84,0
68	FERRANTE MICHELE	18/09/1947 (FG)	4	60	20,0	84,0
69	BACCARI LUIGI	20/06/1950 (LT)	12	58	14,0	84,0
70	COLACICCO GIANFRANCO	04/10/1950 (LT)	12	52	20,0	84,0
71	PANELLA MARINA	24/08/1955 (FR)	12	58	14,0	84,0
72	IACUELE MAURO	24/08/1952 (LT)	20	43	20,0	83,0
73	TEMPESTA ELENA	02/08/1954 (BA)	12	58	13,0	83,0
74	SEVERINI MARIA ANTONIETTA	15/04/1951 (LT)	12	58	12,5	82,5
75	BONOMO ANGELA	26/07/1941 (EE)	4	58	20,0	82,0
76	MARCONI CARMINA MARIA	06/07/1947 (LT)	12	58	12,0	82,0
77	VITIELLO ORNELLA	12/03/1950 (LT)	12	50	20,0	82,0
78	BUFFO RAFFAELE	05/05/1957 (LE)	12	50	20,0	82,0
79	SCOTELLARO PATRIZIO LUIGI	22/04/1959 (BR)	8	54	20,0	82,0
80	PALAZZO MICHELE	14/06/1951 (LT)	4	58	19,5	81,5
81	RUBINO AGATA	18/01/1956 (LT)	12	58	11,5	81,5
82	BERTASSELLO LILIANA	11/09/1955 (LT)	12	50	19,0	81,0
83	FERRARA MARIA RITA	07/09/1957 (LT)	20	46	15,0	81,0
84	CIOCCHI MARIA ANTONIETTA	24/09/1947 (NA)	12	58	10,5	80,5
85	LO RUSSO FRANCA LUIGIA	29/11/1954 (AV)	12	56	12,5	80,5
86	PASSARETTI GIOVANNA	04/12/1957 (CE)	12	52	16,5	80,5
87	PETRILLO TERESA	02/10/1946 (CE)	12	60	8,0	80,0
88	DI PRINCIPE ANGELA PASQUALINA	14/03/1948 (LT)	12	56	12,0	80,0
89	MAGNARELLI GASPARE	05/08/1948 (LT)	12	60	8,0	80,0
90	CREPALDI LAURA	02/04/1954 (LT)	12	58	10,0	80,0
91	CACCIOTTI FRANCESCO	12/03/1955 (LT)	12	48	20,0	80,0
92	CIARAMELLA ANGELA	18/04/1955 (BN)	12	50	18,0	80,0
93	CONTE RAFFAELLA	07/01/1956 (LT)	20	40	20,0	80,0
94	BISECCO FRANCESCO	18/02/1950 (LT)	4	60	15,5	79,5
95	FUSCO FRANCA	09/07/1952 (RM)	20	58	1,5	79,5
96	DE MEO TERESA	13/05/1955 (LT)	12	54	13,5	79,5
97	PETRUCCELLI ANNA RITA	09/04/1956 (LT)	12	58	9,5	79,5
98	COLADARCI GIANNA	21/01/1951 (LT)	12	58	9,0	79,0
99	CASALE ANDREA	24/03/1958 (EE)	12	52	15,0	79,0
100	BAIAMONTE DONATELLA	05/06/1959 (FI)	20	39	20,0	79,0



POSIZIONE	DATI ANAGRAFICI	DATA E PROV. NAS.	PUNTI TIT.		PUNTI SERVIZIO	PUNTI CREDITI PROFESS.	PUNTEGGIO TOTALE	
			STUDIO					
101	D'ACUNTO	ANGELA	10/07/1952	(LT)	12	52	14,5	78,5
102	DI MANNO	RICCARDO	23/05/1955	(LT)	12	58	8,5	78,5
103	FERRARI	PATRIZIA	15/05/1956	(LT)	12	51	15,5	78,5
104	POMPILI	ASSUNTA	15/02/1946	(RM)	12	54	12,0	78,0
105	SGUAZZO	MARIANA	02/08/1947	(SA)	8	50	20,0	78,0
106	PARISELLA	DOMENICO	04/09/1948	(LT)	20	58	0,0	78,0
107	NELINO	MARIA MADDALENA	12/07/1949	(CN)	4	54	20,0	78,0
108	FAZZI	MAURIZIO	31/12/1952	(RM)	12	46	20,0	78,0
109	TRANIELLO	MARIA PALMA	14/04/1957	(LT)	12	51	15,0	78,0
110	PALAZZO	LUIGI	04/03/1952	(LT)	8	50	19,5	77,5
111	DI TUCCI	CIVITA	08/05/1955	(LT)	12	58	7,5	77,5
112	VALENZA	GIACOMO GIULIO	24/08/1948	(LT)	12	52	13,0	77,0
113	PAGLIAROLI	GIOVANNA	28/02/1956	(RM)	12	56	9,0	77,0
114	PENNACCHIA	RITA	15/11/1957	(LT)	12	56	9,0	77,0
115	MANZI	PAOLO ANDREA	27/05/1944	(LT)	20	40	16,5	76,5
116	PEPPO	MARIA GIOVANNA	12/04/1957	(LT)	8	53	15,5	76,5
117	MASELLA	IMMACOLATA	17/05/1957	(LT)	12	54	10,5	76,5
118	NAPPI	LUISA	10/11/1945	(NA)	8	50	18,0	76,0
119	ZEPPIERI	ROSALBA GIOVANNA	11/09/1956	(LT)	12	52	12,0	76,0
120	SILVESTRI	ANTONELLA	16/05/1953	(RM)	12	54	9,5	75,5
121	BUDANO	MARIA	23/02/1956	(LT)	12	54	9,5	75,5
122	CAIOLA	SANDRA LUCIANA	28/05/1957	(LT)	8	58	9,5	75,5
123	BACCARI	MARIA LINDA	24/04/1943	(LT)	4	60	11,0	75,0
124	MAURO	DOMENICO	14/05/1946	(BN)	12	58	5,0	75,0
125	VITALE	MARIA TERESA	16/01/1953	(LT)	12	58	5,0	75,0
126	COIA	AURORA	20/08/1955	(LT)	12	43	20,0	75,0
127	FRATESCHI	AUGUSTO	17/10/1959	(LT)	12	43	20,0	75,0
128	DE CHIARA	TERESA	14/05/1948	(CE)	12	58	4,5	74,5
129	ASTONE	FRANCESCO	06/08/1948	(LT)	12	58	4,5	74,5
130	FILOSA	DELIA	13/03/1952	(LT)	12	57	5,0	74,0
131	BABBO	ANTONIO	20/12/1953	(LT)	8	47	18,5	73,5
132	DE BELLIS	CARMELA	10/03/1956	(LT)	12	50	11,5	73,5
133	DI NATA	MARIA	06/03/1949	(LT)	12	52	9,0	73,0
134	PAGLIARO	TECLA	16/07/1956	(CE)	8	50	14,5	72,5
135	MAGNARELLI	ANTONIO	08/09/1944	(LT)	8	60	4,0	72,0
136	FARIGNOLI	MARIA GIOVANNA	13/01/1949	(LT)	12	40	20,0	72,0
137	MAGGIACOMO	DELIA	28/09/1952	(LT)	12	58	2,0	72,0
138	SINAPI	GENESIA	04/04/1954	(LT)	4	54	13,5	71,5
139	PISANI	STEFANIA	06/01/1958	(RM)	12	44	15,5	71,5
140	FERRARO	GIULIA	06/06/1956	(CZ)	18	38	15,0	71,0
141	OLIVA	MARIA	14/09/1958	(NA)	12	46	13,0	71,0
142	HOFFMAN	MAURIZIO	14/02/1946	(BS)	12	58	0,5	70,5
143	ADDESSO	ANNA MARIA	10/07/1956	(CE)	12	44	14,0	70,0
144	VISCOVO	CARMELA	24/02/1957	(NA)	12	38	20,0	70,0
145	GALLO	GIUSEPPINA	19/03/1957	(CE)	12	38	20,0	70,0
146	BALZARANI	ANTONELLA	07/04/1960	(LT)	12	40	18,0	70,0
147	FRASCA	LOREDANA	06/09/1962	(RM)	12	38	20,0	70,0
148	ANTICO	CATERINA	26/07/1963	(CE)	12	38	20,0	70,0
149	CIAMPINI	LOREDANA	05/01/1958	(EE)	12	42	15,5	69,5
150	SALEMME	ENZA	10/11/1958	(LT)	12	42	15,5	69,5


POSIZIONE	DATI ANAGRAFICI	DATA E PROV. NAS.	PUNTI TIT. STUDIO	PUNTI SERVIZIO	PUNTI CREDITI PROFESS.	PUNTEGGIO TOTALE
151	SALVUCCI MARIO	25/08/1942 (LT)	12	46	11,0	69,0
152	DRIGO UMBERTO	02/09/1949 (LT)	12	42	14,5	68,5
153	VENEZIANO LUCIA	18/04/1953 (EE)	8	60	0,5	68,5
154	CIPOLLA MARIA ANTONIETTA	11/05/1960 (LT)	12	40	16,5	68,5
155	ACCROCCA ANNA	21/10/1964 (LT)	20	32	16,5	68,5
156	GABRIELI AGOSTINO	05/07/1956 (LT)	12	36	20,0	68,0
157	FERONE TERESA	12/11/1963 (NA)	12	44	12,0	68,0
158	DI BIASIO EVA	07/01/1940 (LT)	4	60	3,5	67,5
159	POLLETTA NICOLA	01/08/1956 (BN)	4	60	3,5	67,5
160	MANZO ROSALBA	30/05/1957 (FR)	12	42	13,0	67,0
161	DE CANDIA SILVIA	03/11/1957 (LT)	4	58	5,0	67,0
162	D'ANNA GIUSEPPINA	14/07/1953 (EE)	4	44	18,5	66,5
163	AGRESTI RACHELE	17/05/1950 (LT)	12	50	4,0	66,0
164	ZAMPELLA CARLO	04/12/1954 (CE)	12	34	20,0	66,0
165	SEPIO ELIANA	19/12/1955 (LT)	12	42	12,0	66,0
166	MASTRANTONI SERENELLA	11/05/1959 (LT)	12	34	20,0	66,0
167	MANTOVANI MARIA PAOLA	23/04/1966 (RM)	20	28	18,0	66,0
168	DI GIACOMO MARIALUISA	11/04/1947 (NA)	12	51	2,5	65,5
169	CAMPANELLI ANTONIA	23/09/1946 (LT)	12	33	20,0	65,0
170	D'ABBIERO ANGELINA	25/09/1958 (EE)	12	33	20,0	65,0
171	TATARELLI LAURA	17/10/1961 (LT)	20	25	20,0	65,0
172	DI GIORGI TERESA	28/09/1948 (LT)	8	56	0,5	64,5
173	DI RAIMO ANNA RITA	26/07/1956 (LT)	12	52	0,5	64,5
174	BERTO GIANCARLA	30/11/1956 (LT)	4	58	2,5	64,5
175	LUNGO VIRGINIA TOMMASINA	29/11/1950 (LT)	12	44	8,0	64,0
176	VITA STEFANIA	01/08/1951 (RM)	12	32	20,0	64,0
177	D'ACUNTO PIETRO	04/03/1960 (LT)	12	32	20,0	64,0
178	ROSSATO GIORGIO BORTOLO	10/11/1961 (LT)	12	32	20,0	64,0
179	GUCCIARDI MASSIMO ANTONIO	03/08/1964 (EE)	4	40	20,0	64,0
180	TURCHETTA GIORGIA	26/09/1968 (FR)	20	24	20,0	64,0
181	VACCARELLO RENATO	10/06/1953 (LT)	6	43	14,5	63,5
182	D'ONOFRIO MARIA GRAZIA	20/08/1949 (LT)	8	35	20,0	63,0
183	D'ELIA MARGHERITA	31/08/1961 (LT)	12	40	11,0	63,0
184	ANASTASIO PIETRO	03/07/1956 (LT)	12	30	20,0	62,0
185	CAMPOLI DANIELA	18/09/1957 (RM)	12	38	12,0	62,0
186	FIONDELLA EMILIO	18/01/1960 (CE)	12	31	19,0	62,0
187	CHIARIELLO MARIA	29/12/1941 (NA)	4	52	5,5	61,5
188	SCIPIONE PASQUALE	23/09/1946 (LT)	12	41	8,5	61,5
189	DONATORE ANNA	27/01/1959 (CE)	12	32	17,0	61,0
190	D'ELIA ANNA	07/04/1960 (LT)	12	36	13,0	61,0
191	ADOLFI MANUELA	29/04/1960 (LT)	12	29	20,0	61,0
192	MORLANDO ANNUNZIATA	04/11/1963 (LT)	12	30	19,0	61,0
193	LEPORE GIORGIO	08/06/1948 (BN)	4	46	10,5	60,5
194	BIONDI PATRIZIA	01/08/1954 (LT)	12	36	12,5	60,5
195	PROTO GERARDA	22/02/1959 (LT)	12	40	8,5	60,5
196	FIORITO LUCIO	26/06/1950 (LT)	12	28	20,0	60,0
197	DI MAIO LETIZIA	22/12/1953 (LT)	12	28	20,0	60,0
198	SIMEONE LUIGI ANDREA	03/04/1956 (VC)	12	44	4,0	60,0
199	QUAGLIA ROSELLA	07/08/1959 (LT)	12	28	20,0	60,0
200	PETTI MARIA	11/09/1962 (BN)	12	28	20,0	60,0

POSIZIONE	DATI ANAGRAFICI	DATA E PROV. NAS.	PUNTI TIT. STUDIO	PUNTI SERVIZIO	PUNTI CREDITI PROFESS.	PUNTEGGIO TOTALE	
201	FERRARESE	ANTONELLA	31/08/1965 (LT)	12	36	12,0	60,0
202	NAPOLITANO	FABIO	11/04/1972 (NA)	18	22	20,0	60,0
203	VIRGILIO	ALATINO	10/02/1950 (LT)	8	50	1,5	59,5
204	BERNARDO	RITA	07/06/1954 (NA)	12	30	17,5	59,5
205	PERRETTA	MARIA ANNA	26/08/1956 (CE)	12	38	9,5	59,5
206	VALENTINO	ANNA	05/09/1965 (VA)	12	28	19,5	59,5
207	FRANZIN	FRANCO	10/06/1951 (LT)	12	29	17,5	58,5
208	ZORZETTI	GIANNA	31/03/1957 (LT)	12	28	18,5	58,5
209	FORNARI	MARIA ELISA	01/01/1958 (LT)	12	31	15,5	58,5
210	D'ASCENZI	MARIA PIA	28/01/1959 (RM)	12	32	14,5	58,5
211	ZEOLI	CONCETTINA	05/03/1964 (LT)	12	36	10,5	58,5
212	SPIRITO	MICHELE	04/11/1952 (LT)	8	48	2,0	58,0
213	MACERA	ELENA	14/07/1963 (LT)	12	32	14,0	58,0
214	SOSCIA	NADIA	05/04/1955 (LT)	12	38	7,5	57,5
215	DIANI	ROBERTO	06/09/1961 (RM)	12	30	15,0	57,0
216	GAETA	ANTONELLA	29/03/1962 (LT)	12	28	17,0	57,0
217	MORA	MARINA	21/03/1957 (LT)	12	30	14,5	56,5
218	CICCOLELLA	GENOVEFFA	23/01/1959 (LT)	12	31	13,5	56,5
219	MAZZOTTA	ROBERTO	24/06/1962 (LT)	12	30	14,5	56,5
220	PONTECORVI	MARIA ANTONIETTA	26/06/1948 (LT)	12	40	4,0	56,0
221	BOVE	FRANCESCO	19/03/1953 (LT)	12	25	19,0	56,0
222	TOSELLI	IOLE	26/08/1956 (FR)	12	24	20,0	56,0
223	INTERNICOLA	MARIE CHRISTINE	28/07/1960 (EE)	8	38	10,0	56,0
224	LA ROCCA	ANNA MARIA	30/09/1952 (LT)	12	31	12,5	55,5
225	DEL MASTRO	LUCIA	23/12/1955 (PG)	12	29	14,5	55,5
226	DE ANGELIS	MICHELE	18/02/1961 (LT)	12	25	18,5	55,5
227	D'ONOFRIO	GERARDINA	20/03/1960 (LT)	12	36	7,0	55,0
228	MORANA	GIOVANNI BATTISTA	04/04/1962 (EE)	20	25	10,0	55,0
229	CERA	GIUSEPPE	05/09/1954 (FR)	12	26	16,5	54,5
230	SOSCIA	GRAZIELLA	13/10/1955 (LT)	12	39	3,5	54,5
231	BRACCO	ANNA	20/02/1956 (LT)	12	34	8,5	54,5
232	DE FALCO	MARIA TERESA	03/02/1947 (BN)	8	42	4,0	54,0
233	NARDELLA	LUIGI	10/12/1949 (LT)	4	34	16,0	54,0
234	FERRARO	FRANCESCO	16/06/1965 (CE)	12	22	20,0	54,0
235	PASSARO	ANTONELLA	01/03/1966 (SA)	12	22	20,0	54,0
236	D'ANNA	FRANCESCA	25/05/1969 (EE)	12	24	18,0	54,0
237	CICCONE	EVELINA	07/09/1962 (LT)	12	23	18,5	53,5
238	LA FRAZIA	MARIA GRAZIA	01/07/1967 (BN)	12	23	18,5	53,5
239	DELITALA	PAOLA	19/04/1946 (CA)	12	27	14,0	53,0
240	DE ANGELIS	ILIO	18/02/1950 (LT)	6	40	7,0	53,0
241	MAZZOLI	RITA	18/03/1952 (LT)	12	29	12,0	53,0
242	MAGGIACOMO	MARIA	20/07/1958 (LT)	12	28	13,0	53,0
243	DEI GIUDICI	ENRICO	26/02/1962 (LT)	12	27	14,0	53,0
244	MACARO	ANSELMO	24/02/1960 (LT)	12	23	17,5	52,5
245	DI GIORGIO	ANTONIO	09/05/1961 (LT)	12	28	12,5	52,5
246	CASALATI	LAURA	05/08/1956 (LT)	12	20	20,0	52,0
247	DE NICOLA	LORELLA	25/10/1962 (LT)	12	20	20,0	52,0
248	SCALA	MARGHERITA	01/10/1964 (LT)	12	28	12,0	52,0
249	PETTINELLI	SANDRA	12/01/1966 (LT)	20	12	20,0	52,0
250	AMARENA	FILOMENA	26/06/1970 (CE)	12	20	20,0	52,0

POSIZIONE	DATI ANAGRAFICI	DATA E PROV. NAS.	PUNTI TIT.		PUNTI SERVIZIO	PUNTI CREDITI PROFESS.	PUNTEGGIO TOTALE	
			STUDIO					
251	ROSANO	GAETANO	18/07/1953	(NA)	12	29	10,5	51,5
252	CAPODIFERRO	ROMANA	10/06/1954	(LT)	12	22	17,5	51,5
253	STERPETTI	AURORA	20/12/1959	(LT)	12	28	11,5	51,5
254	RUSSO	FERNANDA	13/06/1964	(LT)	12	24	15,5	51,5
255	SANTAMARIA	MARIA	16/08/1954	(LT)	8	31	12,0	51,0
256	AVALLO	VINCENZO	20/12/1954	(LT)	12	19	20,0	51,0
257	MICCI	ERNESTINA	06/10/1957	(LT)	12	25	14,0	51,0
258	DEL BOVE	PATRIZIA	02/10/1961	(EE)	12	22	17,0	51,0
259	CARDI	ANNA PIA	31/03/1961	(LT)	12	22	16,5	50,5
260	PASCALE	VERA	21/01/1964	(FR)	12	23	15,5	50,5
261	FRANCIOSA	ROSA	11/08/1964	(LT)	12	26	12,5	50,5
262	DI NUNZIO	GIOVANNA	15/02/1949	(LT)	12	25	13,0	50,0
263	ANDREONE	PATRIZIA	13/07/1963	(NA)	12	18	20,0	50,0
264	MONTIN	SIMONETTA	03/08/1964	(LT)	12	23	15,0	50,0
265	DE COSTANZO	CONCETTA	19/06/1959	(NA)	12	25	12,5	49,5
266	ZANCHI	CORNELIA	04/01/1957	(LT)	12	27	10,0	49,0
267	PERRONE	ROBERTO	29/03/1959	(LT)	12	32	5,0	49,0
268	D'ANGELIS	ANNA MARIA	13/04/1962	(LT)	12	17	20,0	49,0
269	FIORENZA	EDOARDO	01/08/1963	(FR)	12	34	3,0	49,0
270	COPPOLA	EMILIO	15/06/1944	(LT)	12	33	3,5	48,5
271	SALEMME	LORETA	02/09/1954	(LT)	12	24	12,5	48,5
272	ALIBERTI	ADELINA	16/09/1959	(SA)	20	20	8,5	48,5
273	MARINIELLO	ANNA MARIA	10/04/1963	(NA)	12	20	16,5	48,5
274	FALCONE	ANGELA	29/05/1966	(LT)	12	19	17,5	48,5
275	VISCA	ASSUNTA	30/04/1956	(LT)	12	30	6,0	48,0
276	MALVETTA	GIUSEPPE	27/06/1961	(LT)	12	16	20,0	48,0
277	STIRPE	MARISA	10/06/1963	(EE)	12	25	11,0	48,0
278	BUONANNO PETRILLO	SILVIA	09/07/1968	(LT)	12	24	12,0	48,0
279	MANCINI	ALESSANDRO	17/05/1970	(LT)	12	16	20,0	48,0
280	MANCINI	MARISA	12/11/1958	(LT)	12	26	9,5	47,5
281	CENSORIO	CARMINE	06/07/1960	(AQ)	12	26	9,5	47,5
282	MARINARO	CARMELA	22/06/1953	(FG)	12	23	12,0	47,0
283	MIRABELLA	GINESIO	19/09/1954	(LT)	4	43	0,0	47,0
284	CRISTINI	MARIA	11/06/1960	(LT)	12	22	13,0	47,0
285	ODOARDI	MARIA ROSARIA	12/02/1964	(PE)	12	25	10,0	47,0
286	RECCANELLO	ANNA MARIA	21/04/1965	(LT)	6	29	12,0	47,0
287	GODDI	LIANA	10/07/1957	(NU)	12	28	6,5	46,5
288	DI NORMA	CRISTINA	28/09/1965	(LT)	12	18	16,5	46,5
289	POLITI	ADRIANA	07/12/1966	(BR)	12	29	5,5	46,5
290	ZANCHINI	LUISA	15/02/1954	(EE)	12	21	13,0	46,0
291	BOVE	ADELE	12/12/1957	(LT)	12	14	20,0	46,0
292	AGRESTI	LORETTA	13/02/1959	(EE)	12	29	5,0	46,0
293	LIMONE	GIOVANNI	27/11/1954	(LT)	12	27	6,5	45,5
294	ETTORRE	MARIA	04/03/1959	(LT)	12	21	12,5	45,5
295	DAMIANO	GAETANO	17/02/1966	(LT)	12	14	19,5	45,5
296	NOCE	CRISTINA	18/05/1966	(LT)	12	13	20,0	45,0
297	CARONE	PASQUALINA	16/11/1966	(SA)	12	22	11,0	45,0
298	SPINOSA	GIOVANNA	04/08/1948	(LT)	12	30	2,5	44,5
299	DE BIASIO DE BIASIO	ANTONIO	19/12/1951	(CE)	12	31	1,5	44,5
300	RICCARDELLI	MARIA GRAZIA	11/09/1960	(LT)	12	24	8,5	44,5


POSIZIONE	DATI ANAGRAFICI	DATA E PROV. NAS.	PUNTI TIT. STUDIO	PUNTI SERVIZIO	PUNTI CREDITI PROFESS.	PUNTEGGIO TOTALE
301	CASTIGLIA ANNA	19/10/1955 (SA)	12	12	20,0	44,0
302	BELCASTRO NICOLETTA	20/07/1971 (LT)	12	22	10,0	44,0
303	PAGNOTTA NAZZARENO	26/03/1951 (VV)	12	28	3,5	43,5
304	VITELLI DANIELA	02/09/1956 (LT)	12	29	2,5	43,5
305	BORTONE ROSSELLA	05/09/1957 (LT)	12	18	13,5	43,5
306	GALLUCCIO FRANCESCO	09/06/1972 (NA)	12	20	11,5	43,5
307	DI GIROLAMO LUCIA	12/10/1963 (LT)	12	22	9,0	43,0
308	MINIERI ANTONELLA	06/09/1969 (NA)	12	18	13,0	43,0
309	SOZIO ROSA	07/08/1951 (LT)	8	22	12,5	42,5
310	CERILLI LORELLA	12/01/1960 (LT)	12	23	7,5	42,5
311	DE MASSIMI MARIO	24/03/1956 (LT)	12	16	14,0	42,0
312	DEL GIUDICE ROSALMA	26/10/1960 (LI)	12	25	5,0	42,0
313	PLACITELLI PAOLA	30/06/1964 (LT)	12	14	16,0	42,0
314	LASELVA GIOVANNI PAOLO	11/05/1966 (NA)	12	19	11,0	42,0
315	PENNACCHIA MASSIMILIANO	15/09/1966 (RM)	12	18	12,0	42,0
316	RUSSO GRAZIELLA ANTONIET	21/08/1960 (LT)	12	14	15,5	41,5
317	PENSIERO MARIO	06/01/1944 (LT)	12	26	3,0	41,0
318	MAGLIOZZI ENRICA	05/05/1958 (LT)	12	16	13,0	41,0
319	DALLA NORA MIRELLA	30/08/1959 (LT)	8	26	7,0	41,0
320	D'ACUNTO ANNUNZIATA	25/03/1965 (LT)	20	12	9,0	41,0
321	ZANELLATO ORNELLA	05/05/1950 (RO)	12	24	4,5	40,5
322	SEPE PIERINA	05/11/1952 (LT)	8	25	7,5	40,5
323	DI NUCCI GIOACCHINO	24/04/1961 (LT)	12	19	9,5	40,5
324	CINQUEGRANELLI GIANFRANCO	28/03/1950 (LT)	12	26	2,0	40,0
325	PISÙ MARIA CARMINA	30/03/1952 (CA)	12	19	9,0	40,0
326	D'ONOFRIO EUGENIO	05/10/1957 (LT)	12	22	6,0	40,0
327	DE MARCO GIOVANNA	15/10/1957 (LT)	12	14	14,0	40,0
328	ROCCO ENRICA	18/12/1959 (LT)	12	21	7,0	40,0
329	BORDIERI ROSSELLA	20/10/1961 (RM)	12	26	2,0	40,0
330	ALBERTI ETTORE	13/04/1949 (LT)	12	20	7,5	39,5
331	SCAFFIDI ARGENTINA GUIDO	20/12/1954 (LT)	20	16	3,0	39,0
332	IESCONE MARIAROSARIA	21/11/1961 (NA)	12	12	15,0	39,0
333	LE FOCHE MARIA ROSARIA	17/12/1963 (LT)	20	15	4,0	39,0
334	IACOVACCI ANTONELLA	16/06/1971 (FR)	12	17	10,0	39,0
335	QUADRINO GIUSEPPE	03/02/1941 (LT)	20	18	0,5	38,5
336	CIMINI LUCIANA	09/08/1952 (LT)	4	34	0,0	38,0
337	PISANELLI NICOLINO	03/02/1959 (LT)	12	18	8,0	38,0
338	D'ARIENZO PALMINA	23/03/1960 (CE)	12	20	6,0	38,0
339	DI MARCO ANNA	16/11/1953 (LT)	6	28	3,5	37,5
340	VARONE GILDO	05/12/1959 (LT)	4	32	1,5	37,5
341	ALBANO CIVITA	21/08/1964 (LT)	12	14	11,5	37,5
342	BARTOLOMEO SABRINA	09/04/1969 (LT)	12	18	7,5	37,5
343	COLELLA VITTORIA	14/05/1970 (EE)	12	14	11,5	37,5
344	PERCIBALLE QUINTINA	25/07/1954 (LT)	8	24	5,0	37,0
345	DE MEO POMPEO	08/05/1962 (LT)	12	18	7,0	37,0
346	TREGLIA GINESIA	11/08/1963 (LT)	12	23	2,0	37,0
347	PORCHETTA FRANCA	02/08/1961 (LT)	20	12	4,5	36,5
348	BOFFI FULVIO	11/02/1959 (RM)	4	25	7,0	36,0
349	PICCOLO CARMELA	09/05/1960 (LT)	12	12	12,0	36,0
350	CUTRI STEFANO	17/06/1966 (RC)	12	15	9,0	36,0

POSIZIONE	DATI ANAGRAFICI	DATA E PROV. NAS.	PUNTI TIT. STUDIO	PUNTI SERVIZIO	PUNTI CREDITI PROFESS.	PUNTEGGIO TOTALE
351	PORRACCHIO	ANTONELLA	07/09/1972 (LT)	12	13	35,5
352	MASSA	PATRIZIA	09/03/1963 (NA)	12	12	35,0
353	PIVA	FABRIZIO	12/04/1969 (LT)	20	5	35,0
354	RUSSO	SEBASTIANA	29/06/1956 (CT)	12	14	34,5
355	VILLONI	MARIA AMALIA	17/01/1958 (LT)	12	14	34,5
356	DE BONIS	CESARE	25/09/1956 (LT)	4	27	34,0
357	MAZZONNA	CLORINDA	01/12/1961 (CE)	8	18	34,0
358	DE PASQUALE	TEODOSIA	09/05/1958 (FG)	12	20	33,5
359	NICOLINI	UGO PIO	21/01/1955 (LT)	12	18	33,0
360	MESCHINO	ADRIANA	19/11/1963 (LT)	6	26	33,0
361	ANDREONE	ERSILIA	11/05/1971 (NA)	12	15	33,0
362	STEFANELLI	ANTONietta	17/08/1956 (LT)	12	18	32,5
363	DAVASCIO	DEBORA	20/02/1973 (NA)	12	18	32,5
364	ALBANESE	ANNA	23/06/1964 (LT)	12	12	32,0
365	GABRIELE	RITA	20/12/1959 (EE)	12	18	31,5
366	PERSECHINO	LOREDANA	09/11/1963 (LT)	12	11	31,0
367	SGLAVO	LUIGIA	10/11/1970 (CE)	12	12	31,0
368	CARFORA	GABRIELE	21/06/1971 (LT)	12	14	31,0
369	COLAZINGARI	TIZIANA	31/10/1963 (LT)	12	14	30,5
370	GENTILI	LOREDANA	02/01/1964 (RM)	12	16	30,5
371	CAIAZZO	LUCIA	13/12/1964 (NA)	12	10	30,5
372	MARIZIA	ROSA	09/03/1965 (CE)	12	16	30,5
373	LUNGO	LUCIA	20/02/1974 (LT)	12	14	29,5
374	PARISELLA	MARIA LUIGIA	11/09/1955 (LT)	12	10	29,0
375	SCIORTINO	TIZIANA	07/01/1968 (LT)	12	12	29,0
376	CAMAGNI	MICHELA	13/07/1968 (PN)	12	13	29,0
377	RUGGIERO	ROSALBA	17/07/1966 (EE)	12	14	28,5
378	NECULAI	MARINELA	06/10/1953 (EE)	12	12	28,0
379	ADDESSI	GINA	22/01/1960 (LT)	12	10	27,5
380	CORSETTI	GENNARO	09/12/1968 (FR)	8	18	27,5
381	ANTONELLI	SABRINA	04/09/1969 (RM)	12	12	27,0
382	CASCONE	SALVATORE	12/04/1951 (RG)	12	14	26,5
383	MATTEI	MARIA COLLE	27/10/1961 (LT)	12	12	26,0
384	CARAFFI	GASPARE ANTONINO	16/11/1957 (TP)	4	18	25,0
385	DE FILIPPIS	MAURO	18/08/1971 (LT)	12	6	25,0
386	CRISTINO	ANGELA	01/01/1958 (FR)	12	12	24,0
387	NOCELLA	GENNARO	25/04/1956 (LT)	12	0	12,5
388	NERONE	FRANCESCA	03/11/1960 (CE)	0	0	0,0



POSIZIONE	DATI ANAGRAFICI	DATA E PROV. NAS.	PUNTI TIT. STUDIO	PUNTI SERVIZIO	PUNTI CREDITI PROFESS.	PUNTEGGIO TOTALE
1	SIMONELLI	MARIO	20/10/1947 (LT)	12	60	89,5
2	MARTONE	GENNARO	25/08/1939 (LT)	12	54	86,0
3	RIZZELLO	SALVATORE	09/10/1956 (SA)	12	56	86,0
4	PIMPINELLA	DOMENICO	15/02/1952 (LT)	12	58	85,5
5	DI BIASIO	ANTONIO	28/05/1953 (LT)	12	60	85,5

POSIZIONE	DATI ANAGRAFICI	DATA E PROV. NAS.	PUNTI TIT.		PUNTI SERVIZIO	PUNTI CREDITI PROFESS.	PUNTEGGIO TOTALE	
			STUDIO					
6	IANNITTI	ELIO	01/04/1953	(EE)	12	58	14,5	84,5
7	MARAFINI	ALVARO	10/04/1954	(LT)	12	56	16,5	84,5
8	DI CIACCIO	SALVATORE	27/08/1946	(LT)	12	52	20,0	84,0
9	MANNUCCI	LUIGI	22/11/1948	(LT)	12	58	14,0	84,0
10	FIOCCO	GIORGIO	16/10/1952	(LT)	8	60	16,0	84,0
11	DI MARIO	MICHELE	20/08/1948	(LT)	12	60	11,5	83,5
12	LA ROCCA	MARIO	02/05/1951	(LT)	12	58	13,0	83,0
13	SCUTILLO	CATERINA	07/10/1951	(MT)	12	56	15,0	83,0
14	LA STARZA	GIUSEPPE	11/08/1953	(LT)	8	58	17,0	83,0
15	PADULA	FRANCO	01/01/1953	(LT)	12	58	12,5	82,5
16	RUGGIERI	ANTONIO	21/09/1945	(LT)	8	60	13,5	81,5
17	D'ALESSANDRO	PAOLO	01/05/1957	(FR)	8	58	14,0	80,0
18	UTTARO	PIETRO	09/06/1948	(LT)	12	58	9,5	79,5
19	FRUNGILLO	GIUSEPPE	03/05/1952	(LT)	12	58	9,5	79,5
20	RANUCCI	MARIA	01/02/1958	(LT)	12	56	11,0	79,0
21	FEDELE	GENNARO	21/02/1952	(LT)	12	60	5,5	77,5
22	BUFANO	VINCENZO	27/12/1951	(EE)	12	45	20,0	77,0
23	RUBERTO	ENZO	24/12/1954	(LT)	12	50	15,0	77,0
24	SINAPI	LUIGI	19/02/1950	(LT)	8	58	10,5	76,5
25	DE CLEMENTE	RAFFAELE	25/10/1954	(LT)	12	58	6,5	76,5
26	DI RAIMO	PATRIZIO	04/07/1949	(LT)	12	58	6,0	76,0
27	MARROCCO	ANTONIO	09/02/1953	(LT)	12	46	17,5	75,5
28	VELLETRI	PASQUALINO	14/11/1955	(LT)	12	58	5,5	75,5
29	MARROCCO	ANTONIO	04/04/1951	(LT)	12	56	7,0	75,0
30	PENNA	PASQUALE	17/05/1956	(NA)	12	48	15,0	75,0
31	DE SIMONE	STEFANO	31/01/1959	(RM)	12	44	19,0	75,0
32	DI MANNO	PAOLO	09/01/1949	(LT)	12	58	4,0	74,0
33	AVERSA	GIUSEPPE	15/02/1963	(FR)	20	38	15,5	73,5
34	FERRARI	TOMMASO	08/01/1946	(LT)	8	47	17,5	72,5
35	MOSILLO	BRUNO	28/11/1940	(LT)	12	60	0,0	72,0
36	PARISELLA	LUIGI	15/04/1955	(LT)	12	56	3,5	71,5
37	TECCHIATO	DANILO	22/01/1959	(LT)	8	52	11,5	71,5
38	BOVE	ANTONIO	18/06/1962	(LT)	12	42	17,5	71,5
39	FALLOVO	ONORATO	01/09/1951	(LT)	12	58	1,0	71,0
40	PETTERUTI	BENEDETTO	05/08/1943	(CE)	12	58	0,5	70,5
41	DI VETTA	ADELE	24/12/1953	(LT)	12	46	11,5	69,5
42	ARZANO	ANGELO	11/03/1954	(LT)	4	48	17,5	69,5
43	FANELLI	DAMIANO COSMA	25/10/1954	(FR)	20	36	13,0	69,0
44	DE BONIS	ANSELMO	19/02/1956	(LT)	8	54	7,0	69,0
45	STERPETTI	MARIA	25/02/1959	(LT)	12	40	17,0	69,0
46	RAIOLA	SAVERIA	15/02/1966	(NA)	20	28	20,0	68,0
47	DI MAIO	ERASMO	18/04/1955	(LT)	12	38	17,5	67,5
48	GIONTA	GIUSEPPE	21/02/1952	(LT)	12	54	1,0	67,0
49	PATTI	GIUSEPPE	24/05/1956	(RM)	12	45	10,0	67,0
50	TULLIO	FEDERICO	28/05/1957	(LT)	12	42	13,0	67,0
51	SPIRITO	PASQUALE	21/04/1955	(LT)	8	58	0,5	66,5
52	VARONE	VINCENZO	26/11/1942	(CE)	4	50	12,0	66,0
53	DE CESARE	GIUSEPPE	20/05/1950	(CH)	4	60	2,0	66,0
54	SORRENTINO	FRANCESCO	10/05/1952	(NA)	12	42	12,0	66,0
55	SACCOCCIO	MARIO	21/07/1960	(LT)	12	37	16,0	65,0



POSIZIONE	DATI ANAGRAFICI	DATA E PROV. NAS.	PUNTI TIT. STUDIO	PUNTI SERVIZIO	PUNTI CREDITI PROFESS.	PUNTEGGIO TOTALE	
56	PORRACCHIO	MARZIA	05/06/1963 (EE)	12	38	15,0	65,0
57	PASCIUTO	CARLO	18/08/1967 (LT)	12	38	15,0	65,0
58	MIOLA	ANDREA	20/10/1954 (LT)	12	42	10,5	64,5
59	VITA	FABIO	19/11/1962 (RM)	12	38	14,5	64,5
60	RONCONI	ANNA	21/07/1964 (LT)	12	38	14,0	64,0
61	SCIPIONE	MICHELE ANTONIO	22/09/1960 (LT)	12	40	11,5	63,5
62	POLVERINO	GIULIANO	28/09/1949 (LT)	8	44	10,0	62,0
63	DE ARCANGELIS	CORRADO	05/02/1952 (LT)	12	36	14,0	62,0
64	MOLLI	CLAUDIA	13/08/1965 (RM)	12	36	14,0	62,0
65	CANTAGALLI	ELIO	26/03/1950 (LT)	6	42	13,5	61,5
66	DE ANGELIS	RICCARDO	29/03/1956 (NA)	12	36	13,5	61,5
67	PANNOZZO	ALBERTO	21/11/1957 (LT)	8	40	13,5	61,5
68	FAIOLA	FRANCO	04/12/1949 (LT)	12	40	8,5	60,5
69	MAZZAMAURO	GUIDO	08/07/1952 (CE)	6	34	20,0	60,0
70	VENTRE	LUCIA	18/01/1965 (LT)	12	34	14,0	60,0
71	AGNELLO	RAFFAELE	04/02/1962 (NA)	12	34	13,5	59,5
72	POMINI	PIETRO	21/08/1954 (LT)	12	42	4,5	58,5
73	SPAGNOLI	UMBERTO	01/09/1959 (LT)	8	36	14,5	58,5
74	MILITELLO	GIOVANNI	04/09/1967 (EE)	12	34	11,5	57,5
75	GUTTEREZ	SILVANA	16/05/1958 (EE)	20	28	8,0	56,0
76	COSTANTINI	VINICIO	04/08/1960 (LT)	12	29	14,5	55,5
77	FEULA	BIAGIO	19/10/1955 (LT)	12	40	3,0	55,0
78	CONTE	ANDREA	02/02/1962 (MI)	12	32	11,0	55,0
79	ROMANO	MARIA	04/12/1962 (RC)	12	33	10,0	55,0
80	PERRONE	ANNA	22/07/1963 (LT)	12	28	15,0	55,0
81	SINAPI	BENEDETTO	19/04/1955 (LT)	12	38	3,5	53,5
82	CAMELIO	GENNARO	12/09/1957 (LT)	12	40	1,0	53,0
83	DE MARCHIS	UMBERTO	28/08/1953 (LT)	6	40	6,5	52,5
84	UGOLINI	PIETRO	06/12/1957 (CE)	8	32	12,0	52,0
85	D'ADAMO	DOMENICO	09/04/1959 (LT)	20	28	4,0	52,0
86	TATTA	MARIA CRISTINA	11/10/1960 (LT)	12	38	2,0	52,0
87	MARRARI	ANTONINO	31/08/1970 (RC)	12	26	14,0	52,0
88	PELLICCIOTTA	MARCO	05/06/1956 (LT)	12	31	8,5	51,5
89	MANCINI	LINA	10/01/1950 (LT)	8	30	13,0	51,0
90	CARDILLO	ANTONIO	23/10/1960 (LT)	8	38	5,0	51,0
91	MATANO	VENERE	22/02/1956 (CE)	20	28	2,5	50,5
92	NARDONE	INNOCENZO	26/11/1946 (LT)	12	36	1,5	49,5
93	CAPOTOSTO	SERGIO	09/10/1948 (LT)	12	28	9,5	49,5
94	CALABRO'	ENRICO	04/02/1965 (EE)	12	30	7,5	49,5
95	FIGLIO	GAETANO	30/11/1952 (LT)	12	33	4,0	49,0
96	BUONOMO	GIANNI	30/10/1956 (LT)	12	23	14,0	49,0
97	IANNOTTA	FRANCO	09/06/1962 (BN)	12	26	11,0	49,0
98	MELA	GINA	25/05/1958 (PG)	12	24	11,5	47,5
99	ALTOBELLI	SANTE	27/09/1951 (LT)	8	29	10,0	47,0
100	LA ROSA	GIUSEPPE	13/07/1961 (CT)	12	28	6,5	46,5
101	ALTOBELLI	FILIPPO	02/08/1960 (LT)	8	32	6,0	46,0
102	PERRONE	GIULIO	05/12/1965 (LT)	12	22	12,0	46,0
103	POLIDORO	PARIDE MARCO	25/04/1954 (LT)	12	25	8,0	45,0
104	CATANZANO	MARINO	27/07/1958 (LT)	12	20	12,5	44,5
105	BOMPAN	GIULIA	01/01/1950 (LT)	8	34	1,5	43,5

POSIZIONE	DATI ANAGRAFICI	DATA E PROV. NAS.	PUNTI TIT.		PUNTI		PUNTI CREDITI		PUNTEGGIO TOTALE
			STUDIO		SERVIZIO		PROFESS.		
106	CHIERICONI	AMERICO	05/02/1954	(LT)	12		20	11,5	43,5
107	CICCARELLI	DOMENICO	03/06/1961	(NA)	8		34	1,5	43,5
108	LENTISCO	PIETRO	04/05/1957	(LT)	12		30	1,0	43,0
109	MANFREDONIA	PASQUALE	15/06/1958	(LT)	12		30	1,0	43,0
110	ROMANO	MARIA	30/05/1961	(LT)	12		26	5,0	43,0
111	FORTE	DOMENICO	04/08/1964	(LT)	12		28	3,0	43,0
112	VINCI	IOLANDA	12/01/1963	(LT)	12		20	9,5	41,5
113	FUSCO	FRANCA	17/11/1954	(LT)	8		31	2,0	41,0
114	VOZZA	CLAUDIO	24/09/1966	(EE)	12		16	13,0	41,0
115	MAGARRE	GIOVANNI	22/10/1952	(LT)	8		28	3,5	39,5
116	DI CRESCENZO	FRANCESCA	20/06/1964	(SA)	12		24	3,5	39,5
117	BIASILLO	GINA	05/01/1963	(LT)	12		24	3,0	39,0
118	STIRPE	SANDRA	03/05/1969	(LT)	12		22	5,0	39,0
119	CACCIOTTI	VITTORIO	09/08/1975	(LT)	12		18	9,0	39,0
120	LEPIZZERA	GRAZIELLA	06/11/1958	(LT)	8		19	10,5	37,5
121	DI VITO	ROCCO	09/08/1960	(LT)	12		19	6,5	37,5
122	LO STOCCO	FILOMENA	22/09/1956	(LT)	8		24	4,5	36,5
123	CLEMENTE	ROBERTO	04/10/1974	(RM)	12		14	10,5	36,5
124	DI MARTINO	ALDO	10/09/1956	(NA)	12		22	2,0	36,0
125	NARCISO	MARIA	06/05/1954	(VV)	8		18	9,5	35,5
126	PASCALE	SABRINA	27/07/1969	(LT)	12		16	7,5	35,5
127	COLAIACOVO	ANTONIO	17/09/1952	(RM)	12		12	11,0	35,0
128	SPARVOLI	MAURO	07/08/1973	(LT)	20		10	5,0	35,0
129	STAVOLE	MARIO	17/09/1955	(LT)	12		20	2,5	34,5
130	CICCONI	ALBERICO	17/03/1953	(LT)	12		18	4,0	34,0
131	RUSSO	MARIA GRAZIA	30/07/1967	(LT)	12		18	4,0	34,0
132	BOCCIA	MAURO	14/04/1968	(LT)	6		28	0,0	34,0
133	DI MAIO	PASQUALE	27/01/1963	(LT)	6		26	0,5	32,5
134	DI PAOLA	DONATO	23/09/1968	(EE)	12		16	4,5	32,5
135	BISECCO	ANTONIO	21/05/1961	(LT)	6		24	2,0	32,0
136	TAMBURRINO	DOMENICO	19/09/1957	(LT)	12		14	5,5	31,5
137	VALERIO	ALFREDO	18/09/1953	(LT)	8		18	5,0	31,0
138	DI RUSSO	GIUSEPPE	02/03/1960	(LT)	8		20	3,0	31,0
139	PARISELLA	PIERO	16/12/1963	(LT)	4		14	13,0	31,0
140	PLACITELLI	ENRICO	16/05/1955	(LT)	12		14	4,0	30,0
141	ARTOSI	ANTONIO	18/10/1959	(LT)	12		12	6,0	30,0
142	CAPUANO	MASSIMILIANO	05/03/1967	(LT)	12		16	2,0	30,0
143	MENNA	ANDREA	17/02/1969	(LT)	12		16	1,0	29,0
144	TREGLIA	FIGLIOLLA	20/10/1971	(LT)	12		16	1,0	29,0
145	GRANATA	ANNA MARIA	03/05/1959	(LT)	12		12	4,5	28,5
146	RICCI	MICHELINO	04/05/1958	(EE)	18		10	0,0	28,0
147	PASCIUTO	MARIA ANNUNZIATA	26/05/1963	(LT)	12		14	2,0	28,0
148	LIDANO	LUCIANA	20/08/1963	(FR)	12		14	1,5	27,5
149	D'ALESSANDRO	RAFFAELE	29/09/1949	(FR)	8		16	3,0	27,0
150	GAMBERONI	MAURO	07/02/1963	(LT)	8		16	2,0	26,0
151	SPERDUTI	MAURO	11/03/1966	(LT)	8		14	4,0	26,0
152	PENNAZZI	VINCENZO	23/04/1949	(RM)	8		12	5,0	25,0
153	QUATTROCCHI	SALVATORE	12/05/1958	(RM)	12		12	1,0	25,0
154	SERAFINI	LUIGI	23/08/1961	(PG)	18		7	0,0	25,0
155	TRACCITTO	FELICE	01/12/1964	(LT)	12		12	1,0	25,0

POSIZIONE	DATI ANAGRAFICI	DATA E PROV. NAS.	PUNTI TIT. STUDIO	PUNTI SERVIZIO	PUNTI CREDITI PROFESS.	PUNTEGGIO TOTALE
156	COLARUOTOLO UBALDO	13/06/1951 (LT)	12	12	0,5	24,5
157	DE SIMONE MARIA FELICIA	05/01/1959 (LT)	8	14	0,5	22,5
158	DI CIACCIO ANGELO	26/07/1965 (LT)	8	10	4,5	22,5
159	GAETANO RICCARDO	21/11/1957 (FR)	8	14	0,0	22,0

PROFILO CO - CUOCO

POSIZIONE	DATI ANAGRAFICI	DATA E PROV. NAS.	PUNTI TIT. STUDIO	PUNTI SERVIZIO	PUNTI CREDITI PROFESS.	PUNTEGGIO TOTALE
1	NUMELLI SALVATORE	16/03/1958 (LT)	12	34	15,0	61,0
2	PISANU PINO ANGELO	08/04/1957 (SS)	8	44	7,5	59,5
3	DI MEO LUIGI	22/12/1942 (LT)	4	36	0,5	40,5
4	IANNELLI ANGELO	11/01/1963 (SA)	8	14	10,0	32,0

PROFILO CR - COLLABORATORE SCOLASTICO (ADDETT)

POSIZIONE	DATI ANAGRAFICI	DATA E PROV. NAS.	PUNTI TIT. STUDIO	PUNTI SERVIZIO	PUNTI CREDITI PROFESS.	PUNTEGGIO TOTALE
1	BOCCIA BERNARDINO	01/05/1970 (LT)	12	10	1,5	23,5

PROFILO CS - COLLABORATORE SCOLASTICO

POSIZIONE	DATI ANAGRAFICI	DATA E PROV. NAS.	PUNTI TIT. STUDIO	PUNTI SERVIZIO	PUNTI CREDITI PROFESS.	PUNTEGGIO TOTALE
1	VALITUTTO DOMENICO	08/07/1956 (SA)	8	57	20,0	85,0
2	LA VALLE COSTANTINO	11/07/1944 (CE)	4	60	20,0	84,0
3	FRANZINI EVA	10/02/1951 (LT)	12	60	11,5	83,5
4	TATARELLI PIERO	15/10/1954 (LT)	12	54	16,0	82,0
5	VENDITTI ANTONIETTA	07/05/1951 (LT)	4	60	17,0	81,0
6	PUORTO LUIGI	26/04/1949 (CE)	4	60	15,5	79,5
7	BORTONE GASPARE	01/05/1955 (CE)	4	60	15,0	79,0
8	CORRADO RAFFAELE	13/03/1941 (CE)	4	60	14,5	78,5
9	CAMPONESCHI AMELIA	01/03/1949 (RI)	4	54	20,0	78,0
10	PETRONE ANTONIO	14/01/1953 (LT)	4	60	14,0	78,0
11	MUNARI DOMENICA	27/11/1950 (LT)	0	60	16,5	76,5
12	ZULIANI GIULIANA	16/02/1957 (LT)	4	58	14,0	76,0
13	PERCIBALLI ROSSANA	04/09/1951 (RM)	0	60	15,0	75,0
14	COVIELLO ROSA FILOMENA	04/07/1956 (LT)	12	54	9,0	75,0
15	IANNATTONI ANGELO	31/07/1959 (FR)	8	54	13,0	75,0
16	PURIFICATO CIVITINA	27/10/1943 (LT)	4	60	10,0	74,0
17	ROSANIA BARTOLA	21/08/1948 (AV)	0	60	14,0	74,0
18	DI VICCARO BENEDETTO	24/04/1951 (LT)	8	52	14,0	74,0
19	ZAMPIERI ANNA TERESA	07/12/1952 (TO)	0	60	14,0	74,0
20	SCAGGION PASQUINA	18/04/1954 (LT)	0	60	14,0	74,0

POSIZIONE	DATI ANAGRAFICI	DATA E PROV. NAS.	PUNTI TIT. STUDIO	PUNTI SERVIZIO	PUNTI CREDITI PROFESS.	PUNTEGGIO TOTALE
21	PROSEDA ENZO	19/05/1957 (LT)	12	48	14,0	74,0
22	BARILE ANNA	09/08/1945 (FG)	4	52	17,5	73,5
23	DI GIULIO DIANA	05/12/1946 (VT)	0	60	13,5	73,5
24	RAIMONDI MARIA	01/01/1948 (LT)	0	60	13,5	73,5
25	IANNARELLI FRANCO	31/10/1953 (LT)	4	56	13,5	73,5
26	SCIPIONE CONCETTA	04/12/1957 (LT)	4	58	11,5	73,5
27	RAGONESE ALFIERO	09/09/1952 (LT)	4	56	13,0	73,0
28	D'ONORIO DE MEO MICHELE	19/12/1953 (LT)	0	58	15,0	73,0
29	DE MARTIS PALMERINO	17/03/1940 (LT)	4	60	8,5	72,5
30	GUERRIERI TARQUINIO	19/04/1957 (LT)	4	56	12,5	72,5
31	BRUSCHINI ALBA	28/11/1959 (LT)	4	58	10,5	72,5
32	COSTANZO FILIPPA	03/08/1949 (FR)	12	46	13,5	71,5
33	TEDESCO ANTONIO	09/09/1952 (LT)	6	50	15,5	71,5
34	SACCHETTI BRUNELLA	07/11/1956 (LT)	0	58	13,5	71,5
35	QUINTO GIUSEPPE	03/01/1959 (LT)	4	54	13,5	71,5
36	GRANDE FRANCESCO	28/03/1943 (CE)	4	58	9,0	71,0
37	FAVARETTO GIULIO	06/02/1951 (LT)	4	60	7,0	71,0
38	NAFRA MARIA CONCETTA	08/12/1945 (FR)	4	54	12,5	70,5
39	PUPATELLI CLAUDIO	05/08/1952 (LT)	4	53	13,5	70,5
40	FORCINA ANNA	17/03/1956 (LT)	4	58	8,5	70,5
41	SCOGNAMIGLIO CIRO	19/09/1939 (CE)	4	58	8,0	70,0
42	POLIDORO GIOVANNA	22/05/1947 (LT)	4	52	14,0	70,0
43	LORELLO ANNA MARIA	04/10/1956 (LT)	0	60	10,0	70,0
44	CORCIONE VINCENZO	03/07/1956 (NA)	4	50	15,5	69,5
45	ROSINA ELISA	12/10/1946 (LT)	0	54	15,0	69,0
46	SPERLONGA GUIDO	07/01/1952 (LT)	12	50	6,5	68,5
47	MARAGNO RAFFAELE	29/07/1952 (LT)	4	60	4,5	68,5
48	D'URSO ANNA	29/07/1960 (LT)	4	56	8,5	68,5
49	CHIES AUGUSTA	06/11/1946 (LT)	4	60	4,0	68,0
50	MIELE RAFFAELA	27/11/1948 (NA)	4	48	16,0	68,0
51	BUFANO ANTONIETTA	18/04/1950 (CL)	0	56	12,0	68,0
52	LA ROCCA MARIA	02/03/1951 (SA)	0	56	12,0	68,0
53	MAGLIOCCO VINCENZO	26/04/1951 (LT)	8	46	14,0	68,0
54	ZUENA GIULIANO	18/04/1962 (LT)	8	40	20,0	68,0
55	GIOVANNELLI LAVINIA	27/09/1958 (LT)	8	50	9,5	67,5
56	ROCCI MADDALENA	28/12/1950 (FR)	4	60	3,0	67,0
57	CENTRA FRANCA	06/01/1952 (LT)	4	52	11,0	67,0
58	BATTISTI LUCIANO	05/10/1953 (RM)	12	35	20,0	67,0
59	TOMMASINO ANNA	03/06/1956 (LT)	4	58	5,0	67,0
60	PISTILLI ELVIRA	24/08/1945 (LT)	0	58	8,5	66,5
61	FUSCO CARLA	16/05/1946 (LT)	0	56	10,5	66,5
62	DI CECCA RAFFAELE	04/06/1955 (LT)	12	36	18,5	66,5
63	ROCCIA LUCIA	11/11/1952 (LT)	0	60	6,0	66,0
64	BOVE MARIA CIVITA	28/07/1954 (LT)	4	52	10,0	66,0
65	IONTA GIUSEPPE	12/05/1960 (LT)	4	52	10,0	66,0
66	MANZO NATALINA	20/12/1944 (LT)	4	60	1,5	65,5
67	SICILIANO CATERINA	02/06/1948 (RC)	4	50	11,5	65,5
68	FELICI ELISA	17/10/1954 (EE)	4	50	11,5	65,5
69	BATTISTI ARCANGELOSALVATOR	08/11/1941 (FR)	0	56	9,0	65,0
70	DI VICCARO RITA	15/01/1949 (LT)	4	60	1,0	65,0

POSIZIONE	DATI ANAGRAFICI	DATA E PROV. NAS.	PUNTI TIT. STUDIO	PUNTI SERVIZIO	PUNTI CREDITI PROFESS.	PUNTEGGIO TOTALE	
71	SEVERIN	LUCIANO	05/04/1954 (LT)	4	46	15,0	65,0
72	BATTISTA	MARIANTONIA	29/07/1944 (RC)	4	56	4,5	64,5
73	TESTA	FILIPPO	15/07/1947 (LT)	4	60	0,5	64,5
74	SAMBUCCI	GIULIANA	14/06/1950 (RM)	0	56	8,5	64,5
75	SINAPI	GIUSEPPE	13/03/1951 (LT)	4	52	8,5	64,5
76	LEGGI	MARINA	02/01/1954 (LT)	12	48	4,5	64,5
77	SALZANO	ANNA MARIA	05/08/1955 (LT)	0	60	4,5	64,5
78	MASSA	EGIDIA	04/03/1943 (LT)	4	58	2,0	64,0
79	DI FAZIO	VINCENZA	05/03/1946 (LT)	6	40	17,5	63,5
80	MAZZU'	ROSALIA	05/02/1948 (RC)	4	44	15,0	63,0
81	MAZZEO	MARIAROSA	15/09/1948 (EE)	4	52	7,0	63,0
82	DENTE	ANTONIO	31/05/1949 (SA)	4	40	19,0	63,0
83	MANCINI	MARIA	22/03/1939 (LT)	4	58	0,0	62,0
84	PUNZETTI	GINA	09/10/1942 (LT)	0	52	10,0	62,0
85	FORTE	GIUSEPPE	23/11/1956 (LT)	4	44	14,0	62,0
86	ZANCHETTA	CARLA	04/11/1960 (LT)	8	44	10,0	62,0
87	PETRIANNI	ANIDA	20/08/1942 (LT)	4	54	3,5	61,5
88	D'ALESSANDRO	FEDERICO	12/12/1942 (LT)	4	40	17,5	61,5
89	BOVE	ANTONIO	15/04/1944 (LT)	4	56	1,0	61,0
90	COSEANI	GABRIELLA	20/09/1944 (LT)	0	54	7,0	61,0
91	MIGLIARO	SALVATORE	08/05/1947 (SA)	4	44	13,0	61,0
92	CAVALIERE	LAURA	02/01/1950 (NA)	0	50	11,0	61,0
93	ANGELI	IOLANDA	02/04/1945 (EE)	0	60	0,5	60,5
94	COLABELLO	FRANCESCO	23/02/1948 (LT)	20	40	0,5	60,5
95	ROTONDO	NUNZIANTE	25/03/1954 (FR)	4	46	10,5	60,5
96	GUARINO	RAFFAELA	04/10/1954 (LT)	12	37	11,5	60,5
97	RICCI	GRAZIA	27/12/1940 (BN)	0	60	0,0	60,0
98	CAVALLARO	VINCENZA	17/09/1941 (EE)	4	36	20,0	60,0
99	GALLUCCI	OLINDO	24/08/1961 (LT)	12	42	6,0	60,0
100	CARDINALE	GIUSEPPINA	16/05/1942 (LT)	12	42	5,5	59,5
101	ROTONDO	MICHELINA	12/09/1951 (FR)	0	46	13,5	59,5
102	MANFREDONIA	RAFFAELA	28/01/1956 (LT)	12	30	17,5	59,5
103	LAURETTI	ANNA	25/07/1956 (LT)	4	46	9,5	59,5
104	RAIMO	MICHELE	05/09/1959 (SA)	8	38	13,5	59,5
105	DI MEIS	STEFANIA	23/04/1962 (LT)	4	42	13,5	59,5
106	DI COSTANZO	ERSILIA	03/02/1963 (IS)	12	30	17,5	59,5
107	PANNO	ANTONIO	10/04/1946 (LT)	0	58	1,0	59,0
108	CASO	ERMINIA	02/06/1946 (NA)	4	46	9,0	59,0
109	GIOVANNELLI	MARIA	23/02/1950 (LT)	4	54	1,0	59,0
110	GNESSI	ROSSANA	15/02/1955 (LT)	8	40	11,0	59,0
111	MALLOZZI	GIOVANNI	20/06/1955 (LT)	8	34	17,0	59,0
112	BIANCHI	LUISA	05/01/1947 (LT)	0	50	8,5	58,5
113	DI FAZIO	LUIGI	19/08/1951 (LT)	4	38	16,5	58,5
114	FORTE	MARIA	24/12/1954 (LT)	4	52	2,5	58,5
115	SQUITIERI	MAFALDA	10/03/1957 (SA)	12	28	18,5	58,5
116	GALUPPI	ANTONELLA	27/10/1958 (RM)	4	48	6,5	58,5
117	GUASTELLA	GIOVANNA	03/05/1960 (EE)	20	31	7,5	58,5
118	VALENTE	TEODOLINDA	04/11/1947 (LT)	4	54	0,0	58,0
119	DI MANNO	PAOLO	23/04/1949 (LT)	4	36	18,0	58,0
120	SAVINI	MARIA TERESA	01/08/1949 (FR)	4	52	2,0	58,0

POSIZIONE	DATI ANAGRAFICI	DATA E PROV. NAS.	PUNTI TIT. STUDIO	PUNTI SERVIZIO	PUNTI CREDITI PROFESS.	PUNTEGGIO TOTALE	
121	COCO	MARIA LUIGIA	18/10/1954 (LT)	8	34	16,0	58,0
122	DI COSTANZO	GIUSEPPE	29/03/1957 (LT)	12	46	0,0	58,0
123	VALENZA	MARGHERITA MARIA	29/04/1957 (EE)	12	33	13,0	58,0
124	DI STEFANO	ROSINA	08/12/1957 (LT)	12	31	15,0	58,0
125	SARALLI	MARIA ASSUNTA	04/03/1958 (LT)	4	50	4,0	58,0
126	CASTELLANI	DANIILA	29/12/1949 (LT)	12	38	7,5	57,5
127	SCURTO	DIEGO	27/01/1951 (TP)	18	33	6,5	57,5
128	LA ROCCA	UGO	23/02/1956 (LT)	12	38	7,5	57,5
129	MAGNOTTA	MARIA	08/09/1958 (RM)	12	38	7,5	57,5
130	FORCINA	GIUSEPPINA	19/03/1959 (LT)	4	40	13,5	57,5
131	MARCIANO	ENRICHETTA	18/08/1948 (LT)	4	40	13,0	57,0
132	PIZZUTI	GIORGIO	24/09/1953 (PI)	12	36	9,0	57,0
133	CIUFFETTA	CESIDIO	16/02/1959 (LT)	4	38	15,0	57,0
134	MASOCCO	AUGUSTA	06/03/1960 (LT)	12	35	10,0	57,0
135	RICCI	ANNA AGOSTINA	04/01/1962 (LT)	12	28	17,0	57,0
136	LEPONE	ROSANNA	01/12/1963 (EE)	20	20	17,0	57,0
137	CATTOLICO	GIUSEPPINA	22/07/1944 (CE)	0	46	10,5	56,5
138	SINAPI	ANNA MARIA	18/06/1954 (LT)	4	42	10,5	56,5
139	PORCU	GAVINA	14/05/1956 (NU)	4	40	12,5	56,5
140	BLUNDO	GIUSEPPA	30/08/1959 (LT)	8	34	14,5	56,5
141	PECCHIA	STEFANIA	09/05/1963 (FR)	12	28	16,5	56,5
142	LOLLO	LORETA	05/01/1968 (FR)	12	28	16,5	56,5
143	MARCANTONIO	ELIDE	17/03/1946 (LT)	6	32	18,0	56,0
144	PAOLINO	RAFFAELE	15/10/1948 (LT)	4	40	12,0	56,0
145	IAMUNDO	MARIA	12/02/1950 (RC)	4	48	3,5	55,5
146	MASCHIETTO	OLFERINO	18/08/1952 (LT)	12	28	15,5	55,5
147	LEGGIERO	FRANCO	27/02/1953 (LT)	12	25	18,5	55,5
148	SANTE	ORAZIO ELVIO	13/01/1954 (LT)	4	36	15,0	55,0
149	ZENO	GIUSEPPINA	31/01/1954 (NA)	4	38	13,0	55,0
150	INCORVAIA	CARMELINA	09/02/1954 (EE)	4	36	15,0	55,0
151	MELLONI	MARIA ASSUNTA	08/09/1956 (LT)	4	40	11,0	55,0
152	VIOZZI	CRISTINA	29/07/1964 (LT)	20	16	19,0	55,0
153	MATRULLO	MARIA	03/03/1965 (LT)	12	23	20,0	55,0
154	FAUSTO	MICHELE	08/02/1951 (NA)	12	28	14,5	54,5
155	CAVALLARO	LUISA	16/05/1941 (NA)	4	42	8,0	54,0
156	LIBROIA	SALVATORE	02/05/1952 (SA)	6	40	8,0	54,0
157	SANA	GIOVANNI	29/10/1956 (EE)	4	36	14,0	54,0
158	MAGNAFICO	RAFFAELE	14/09/1958 (LT)	4	50	0,0	54,0
159	CICCONI	ROSARIA	18/08/1963 (LT)	12	24	17,5	53,5
160	BUFFONI	SANDRA	28/04/1963 (NA)	8	34	11,0	53,0
161	VELLUCCI	LUCIA	11/02/1950 (LT)	12	26	14,5	52,5
162	DI CICCO	FRANCO	03/01/1954 (LT)	4	46	2,5	52,5
163	TUCCIARONE	MARIA	22/04/1954 (LT)	12	28	12,5	52,5
164	PETRA	STEFANO	12/05/1954 (RM)	12	31	9,5	52,5
165	CATALANO	GIOVANNA	19/06/1948 (EE)	4	36	12,0	52,0
166	PETRAGLIA	MARIA	09/03/1951 (SA)	12	25	15,0	52,0
167	OLIVIERI	NOLBERTO	26/12/1954 (LT)	4	36	12,0	52,0
168	VERDONE	CARLA	01/07/1958 (LT)	8	42	2,0	52,0
169	GIARDINO	FERNANDO	18/10/1959 (LT)	12	26	14,0	52,0
170	DI TUCCI	DANIELA	11/04/1965 (LT)	12	25	15,0	52,0


POSIZIONE	DATI ANAGRAFICI	DATA E PROV. NAS.	PUNTI TIT.		PUNTI SERVIZIO	PUNTI CREDITI PROFESS.	PUNTEGGIO TOTALE	
			STUDIO					
171	RONDANINI	LUCIA	04/06/1948	(CE)	4	30	17,5	51,5
172	CIOTTI	AMERICO	28/10/1949	(LT)	0	40	11,5	51,5
173	DE MEO	PASQUALE	21/10/1956	(LT)	8	26	17,5	51,5
174	VOCALE	MATTEO	29/05/1958	(LT)	4	38	9,5	51,5
175	TREGLIA	GIUSEPPE	10/11/1960	(LT)	4	38	9,5	51,5
176	SILVESTRI	LUCIANA	25/07/1962	(LT)	12	25	14,5	51,5
177	GNESI	GIUSEPPE	09/10/1968	(LT)	12	32	7,5	51,5
178	VECCHIO	ENZO	08/03/1944	(LT)	0	38	13,0	51,0
179	D'URSO	ANTONIO	18/04/1951	(LT)	4	40	7,0	51,0
180	MATTEI	GIUSEPPINA	11/10/1955	(LT)	12	24	15,0	51,0
181	FERRARO	DOMENICO	11/08/1957	(CE)	4	36	11,0	51,0
182	CROCE	ELIO	30/05/1943	(LT)	4	36	10,5	50,5
183	FRATTARELLI	ALESSANDRA	20/03/1950	(LT)	4	34	12,5	50,5
184	BERGAMINI	ANGELO	11/04/1957	(RE)	12	24	14,5	50,5
185	RUGGIERI	GIULIANA	04/01/1959	(LT)	12	26	12,5	50,5
186	VONA	ASSUNTA	14/08/1944	(LT)	0	40	10,0	50,0
187	GRASSO	GIUSEPPE	20/01/1949	(BN)	4	36	10,0	50,0
188	MINUTILLO	DIAMANTE	04/11/1954	(LT)	12	27	11,0	50,0
189	PANNONE	EMANUELE	27/03/1956	(LT)	12	30	8,0	50,0
190	CORVO	FILIPPO	14/12/1957	(LT)	4	38	8,0	50,0
191	D'ACUNTO	MARIA TERESA	24/05/1961	(LT)	12	22	16,0	50,0
192	D'ARCANGELO	LEONE	30/01/1963	(LT)	12	22	16,0	50,0
193	CARRINO	GIOVANNI	26/07/1964	(NA)	12	20	18,0	50,0
194	AUCELLO	NICOLA	12/11/1940	(FG)	4	42	3,5	49,5
195	DE LUCA	ANGELO	01/08/1946	(LT)	4	34	11,5	49,5
196	POCCIA	ALDERISIO	30/05/1949	(LT)	4	34	11,5	49,5
197	GAGLIARDI	BENEDETTA	21/03/1955	(LT)	12	20	17,5	49,5
198	SPINOSA	DANTE ROCCO	21/08/1956	(EE)	12	22	15,5	49,5
199	BOSSO	GABRIELLA	03/12/1967	(TO)	12	26	11,5	49,5
200	VALI	SERAFINA	26/01/1942	(LT)	4	40	5,0	49,0
201	BOLLETTA	GIULIANA	28/02/1944	(MC)	4	34	11,0	49,0
202	SGUAZZO	LIBERATA	21/05/1949	(SA)	8	32	9,0	49,0
203	ROSATO	VERA	01/01/1952	(LT)	12	22	15,0	49,0
204	PEPE	CARMINE	10/08/1952	(CE)	12	36	1,0	49,0
205	ANELLI	INES	26/09/1956	(LT)	12	22	15,0	49,0
206	FUSCO	DOMENICO	23/05/1961	(LT)	4	36	9,0	49,0
207	FRAGOMENI	MARIA ROSARIA	07/10/1962	(RM)	12	27	10,0	49,0
208	MARCHI	ALBERTO	09/05/1963	(LT)	4	36	9,0	49,0
209	FACCHINETTI	MARGHERITA	09/07/1965	(EE)	4	36	9,0	49,0
210	AUTELITANO	DOMENICA	01/06/1949	(RC)	16	20	12,5	48,5
211	CAPUANO	CONCETTA	08/10/1952	(NA)	4	30	14,5	48,5
212	MARZARO	GRAZIANA	05/06/1954	(LT)	4	30	14,5	48,5
213	PICANO	GIOVANNI	22/06/1961	(LT)	12	20	16,5	48,5
214	TRIVIGNO	ANTONietta	17/01/1962	(LT)	12	20	16,5	48,5
215	BRUSCA	MARINO	22/08/1945	(LT)	0	38	10,0	48,0
216	BORTOLOTTO	ANNA MARIA	19/05/1946	(RM)	0	38	10,0	48,0
217	DI GIULIO	GIUSEPPE	15/03/1947	(LT)	0	38	10,0	48,0
218	MELELLA	ANNA MARIA	10/11/1950	(SA)	4	32	12,0	48,0
219	COTRONEI	TOMMASINO	27/10/1956	(RC)	4	24	20,0	48,0
220	CACCIOTTI	RITA	22/05/1959	(LT)	4	38	6,0	48,0

POSIZIONE	DATI ANAGRAFICI	DATA E PROV. NAS.	PUNTI TIT. STUDIO	PUNTI SERVIZIO	PUNTI CREDITI PROFESS.	PUNTEGGIO TOTALE
221	GAGLIARDI LINA	25/09/1965 (LT)	12	16	20,0	48,0
222	PAOLINO ROBERTO CARMELO	11/10/1965 (EE)	4	30	14,0	48,0
223	SALVINI CARLA	24/06/1967 (LT)	12	26	10,0	48,0
224	GAGLIARDI LETIZIA	15/12/1943 (TV)	4	34	9,5	47,5
225	PAGLIAROLI GIULIO	27/06/1944 (LT)	4	28	15,5	47,5
226	ARZANO ALESSANDRO	25/01/1953 (LT)	4	42	1,5	47,5
227	PURIFICATO GIUSEPPE	05/02/1958 (LT)	4	32	11,5	47,5
228	CENTOLA ANTONIA	28/03/1958 (LT)	12	28	7,5	47,5
229	VIVOLO CONCETTINA	12/10/1946 (EE)	4	38	5,0	47,0
230	ROSSETTI CONCETTA	12/02/1949 (FG)	8	28	11,0	47,0
231	CIRIELLO ROSALBA	15/09/1956 (CE)	4	32	11,0	47,0
232	TESTA NUNZIATA	28/09/1959 (EE)	4	36	7,0	47,0
233	FAIOLA MARIA ANTONIETTA	09/06/1960 (LT)	8	22	17,0	47,0
234	BEDOGNI MARCO	10/06/1967 (LT)	6	34	7,0	47,0
235	FERRO LORETA	04/05/1957 (LT)	8	26	12,5	46,5
236	LANDOLFI ALBA	18/12/1958 (LT)	18	16	12,5	46,5
237	DI CIOLLO EVA	01/01/1959 (LT)	8	34	4,5	46,5
238	VENTURA ALESSANDRO	20/02/1960 (LT)	12	20	14,5	46,5
239	DI BIASIO ROSA	03/06/1960 (LT)	12	22	12,5	46,5
240	DI TORA AUTILIA	01/09/1961 (LT)	12	20	14,5	46,5
241	DI GIROLAMO PAOLA	05/02/1963 (LT)	8	32	6,5	46,5
242	COLACECI NADIA	20/12/1963 (RM)	4	34	8,5	46,5
243	MESCHINO MARIA ASSUNTA	07/08/1943 (LT)	4	38	4,0	46,0
244	BROGI GIOVANNI	11/10/1951 (LT)	8	36	2,0	46,0
245	DE FABRITIIS ELIO	18/02/1952 (LT)	4	40	2,0	46,0
246	BIANCHI GIUSEPPE	23/09/1953 (LT)	4	36	6,0	46,0
247	RUGGIERI PAOLA	29/06/1955 (LT)	4	42	0,0	46,0
248	RASILE GIUSEPPINA	01/07/1956 (LT)	4	36	6,0	46,0
249	SCUTERI MARIA ROSARIA	12/04/1957 (NA)	4	32	10,0	46,0
250	MAINENTE IDA	11/05/1957 (SA)	12	28	6,0	46,0
251	SPINOSA DAMIANO	21/12/1958 (LT)	4	32	10,0	46,0
252	D'APRANO ANNA MARIA	17/05/1960 (LT)	18	16	12,0	46,0
253	MARCHETTI BRUNO	05/03/1961 (LT)	4	34	8,0	46,0
254	PESCE VINCENZO	17/03/1950 (LT)	4	34	7,5	45,5
255	DE SIMONE MATTEO	09/07/1951 (SA)	8	22	15,5	45,5
256	SELVAGGIO ANNA MARIA	10/01/1958 (CE)	12	22	11,5	45,5
257	DE NARDIS ALESSANDRA	03/11/1958 (LT)	12	27	6,5	45,5
258	GRIPPO DE SALVATORE MARIATERESA	20/09/1959 (SA)	8	26	11,5	45,5
259	VITTI BRUNELLA	23/06/1960 (LT)	12	22	11,5	45,5
260	MASI SIMONA	07/05/1968 (LT)	20	14	11,5	45,5
261	CAPODIFERRO GIUSEPPE	28/08/1950 (LT)	4	34	7,0	45,0
262	MAIONE MARIA CARMELA	20/09/1951 (NA)	6	32	7,0	45,0
263	ROSSETTO MARIA TERESA	24/05/1955 (LT)	6	28	11,0	45,0
264	LAURETTI ROCCO	22/09/1955 (LT)	4	40	1,0	45,0
265	TOMMASINO PIETRO	23/03/1956 (LT)	4	40	1,0	45,0
266	COSETTINI DIANA	29/03/1959 (EE)	12	27	6,0	45,0
267	STRIANO LUCIA	21/05/1967 (NA)	12	18	15,0	45,0
268	DI FALCO PATRIZIA	22/03/1968 (LT)	12	18	15,0	45,0
269	SINAPI ALBERTO	04/05/1941 (LT)	4	26	14,5	44,5
270	D'AGOSTINO ARMANDO	23/04/1942 (LT)	4	30	10,5	44,5

POSIZIONE	DATI ANAGRAFICI	DATA E PROV. NAS.	PUNTI TIT. STUDIO	PUNTI SERVIZIO	PUNTI CREDITI PROFESS.	PUNTEGGIO TOTALE
271	COLUZZI	IVANA	16/04/1946 (LT)	4	40	44,5
272	CECCHINI	ADELE	19/02/1955 (AN)	4	32	44,5
273	D'ADAMO	ROSALBA	11/12/1959 (LT)	12	24	44,5
274	MODOLFINO	MARIA ROSARIA	04/02/1961 (CE)	12	16	44,5
275	MARZELLA	GIUSEPPE	27/11/1943 (LT)	0	34	44,0
276	D'ELIA	GIUSEPPE	06/06/1950 (BA)	4	38	44,0
277	TORROMEO	BIANCA	06/02/1954 (CE)	12	18	44,0
278	SINAPI	RITA	18/06/1954 (LT)	4	30	44,0
279	ROSSI	MIRELLA	26/01/1956 (LT)	4	36	44,0
280	ALESSANDRI	MARIA	04/02/1959 (LT)	8	22	44,0
281	GAGLIANO	CARMELA	28/06/1959 (NA)	12	18	44,0
282	FANTOZZI	AMERICO	01/09/1961 (LT)	12	18	44,0
283	TOLONE	LUCIA ANNA	20/10/1961 (LT)	12	18	44,0
284	D'ONOFRIO	ALESSANDRO	18/05/1966 (LT)	8	20	44,0
285	CIANO	PASQUALE	16/10/1951 (LT)	12	20	43,5
286	ROMANELLI	PAOLINA	20/05/1952 (LT)	4	38	43,5
287	ORRU'	BONARIA	18/12/1952 (CA)	8	18	43,5
288	FALCO	CARLO	24/08/1956 (LT)	12	20	43,5
289	DI LETA	AMERICO	03/02/1958 (LT)	4	37	43,5
290	VITIELLO	DOMENICO	13/04/1958 (LT)	12	23	43,5
291	STIRPE	ANTONELLA	19/09/1964 (LT)	4	32	43,5
292	FORMISANO	ANNA	05/12/1966 (NA)	12	24	43,5
293	PAPA	ELISABETTA	28/08/1967 (AN)	12	18	43,5
294	D'URSO	RITA	20/11/1939 (NA)	4	38	43,0
295	DI MANNO	VINCENZA	18/12/1950 (LT)	4	28	43,0
296	DE FILIPPIS	TIZIANA	01/05/1952 (LT)	12	20	43,0
297	DE MARCHIS	PIERO	23/05/1958 (LT)	6	24	43,0
298	SQUILLINO	ENRICO	11/04/1959 (LT)	12	26	43,0
299	PUGLIESE	LUCIA	30/09/1960 (LT)	12	17	43,0
300	AUCELLO	NADIA JULIETTA	05/08/1963 (EE)	12	26	43,0
301	MELONE	SONIA	11/09/1963 (RM)	12	22	43,0
302	DI RUSSO	NATALINA	14/11/1964 (LT)	12	18	43,0
303	MINICHINO	NICOLA	26/08/1968 (CE)	4	28	43,0
304	TREGLIA	PASQUALE	25/05/1946 (LT)	4	26	42,5
305	LAMANTE	GIUSEPPE	19/03/1949 (LT)	4	30	42,5
306	RICCARDI	GRAZIELLA	17/07/1953 (LT)	12	16	42,5
307	LUNGI	ANGELINA	17/07/1954 (LT)	6	28	42,5
308	STRAVATO	PASQUALE	17/09/1958 (LT)	12	20	42,5
309	TORRELLI	ANTONIO	21/01/1960 (LT)	12	20	42,5
310	MERLONGHI	GIORGIO	09/03/1961 (LT)	4	34	42,5
311	D'ANTUONO	GIANCARLO	30/07/1964 (LT)	12	22	42,5
312	PACCHIELE	VITTORIA	02/07/1965 (LT)	4	36	42,5
313	ORBINO	DOMENICO	29/05/1941 (LT)	0	40	42,0
314	MARCANTONIO	FERNANDO BRUNO	06/01/1944 (LT)	4	26	42,0
315	CAMEROTA	LUCIA	27/02/1944 (CE)	4	36	42,0
316	MOSCA	TERESA	05/08/1944 (NA)	0	38	42,0
317	MASSIMO	MARIA FRANCESCA	30/12/1946 (CE)	4	36	42,0
318	CIANO	ANTONietta	20/05/1953 (LT)	4	34	42,0
319	DI FONZO	EMILIA	17/05/1955 (LT)	4	36	42,0
320	IALONGO	MARIA	19/01/1962 (LT)	6	22	42,0

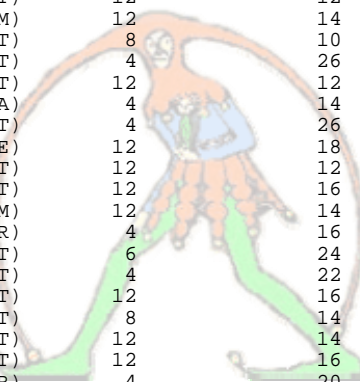
POSIZIONE	DATI ANAGRAFICI	DATA E PROV. NAS.	PUNTI TIT. STUDIO	PUNTI SERVIZIO	PUNTI CREDITI PROFESS.	PUNTEGGIO TOTALE
321	D'ANTUONO	OSCAR	17/09/1965 (LT)	12	25	42,0
322	DE MEO	ANTONIA	18/07/1943 (LT)	4	36	41,5
323	D'AMBROSI	GAETANA	01/01/1953 (SA)	4	34	41,5
324	D'AMBROSIO	ANNA MARIA	16/09/1957 (CE)	4	26	41,5
325	COPPOTELLI	MAURO	08/04/1959 (LT)	12	18	41,5
326	PONGELLI	ANNA	24/09/1962 (LT)	4	28	41,5
327	CATALDO	PASQUALE	04/03/1964 (NA)	12	26	41,5
328	CELANI	ELENA	21/02/1965 (LT)	12	16	41,5
329	RISPOLI	ANGELINA	21/02/1965 (LT)	12	18	41,5
330	SEMOLINO	MASSIMO	26/04/1968 (LT)	12	14	41,5
331	FIGLIO	LUIGI	08/09/1970 (LT)	12	18	41,5
332	LORETO	FORTUNA	03/11/1948 (NA)	4	32	41,0
333	CAMILLO	VINCENZO	04/08/1960 (LT)	12	18	41,0
334	ALBANO	MARIA	29/06/1963 (LT)	12	18	41,0
335	LEGGI	ANNA MARIA	06/06/1966 (LT)	12	18	41,0
336	LAURETANI	PIERO	06/12/1968 (LT)	12	18	41,0
337	BALZANO	LUCIA	03/02/1940 (NA)	4	28	40,5
338	RIZZI	ANTONIO	18/06/1945 (LT)	4	30	40,5
339	LUDOVISI	GRAZIELLA	01/09/1947 (RM)	4	32	40,5
340	INCARDONA	ANGELA	08/08/1948 (AG)	0	36	40,5
341	SIMONELLI	FULVIO	22/05/1951 (LT)	12	21	40,5
342	RAIMONDI	ANTONELLA	02/07/1954 (LT)	12	18	40,5
343	PICANO	MARIA	24/01/1956 (CE)	12	26	40,5
344	DI CICCO	DEA	07/01/1958 (LT)	12	16	40,5
345	DI MICCO	ANNA	18/11/1961 (LT)	8	20	40,5
346	SINAPI	ANTONIETTA	23/01/1964 (LT)	8	26	40,5
347	SALVATORI	COSMA DAMIANO	30/09/1952 (LT)	4	34	40,0
348	RACHELE	CATERINA	15/11/1958 (VV)	4	20	40,0
349	CIOTOLI	DOMENICO	15/01/1962 (LT)	12	26	40,0
350	ROSELLI	MARCO	25/04/1963 (RM)	12	16	40,0
351	DE MEO	ANTONIO	12/02/1964 (LT)	12	16	40,0
352	DI MAGGIO	MONICA	04/07/1967 (LT)	12	18	40,0
353	RICCARDELLI	LUIGI	03/04/1946 (LT)	4	34	39,5
354	MATRONE	LUIGIA	21/02/1949 (LT)	4	34	39,5
355	FINESSI	FRANCA	28/07/1952 (LT)	4	20	39,5
356	MANCINI	FRANCESCO PAOLO	30/10/1956 (LT)	8	22	39,5
357	NALIN	GIOVANNI	11/05/1958 (LT)	8	16	39,5
358	QUATTROCCHI	DANIELA	06/09/1964 (RM)	12	16	39,5
359	BALSANO	STEFANO	16/01/1967 (LT)	4	26	39,5
360	FANARA	CRISTINA	23/02/1967 (RM)	12	16	39,5
361	VETRANO	PIERGIORGIO	23/09/1974 (LT)	12	18	39,5
362	FRATTARELLI	FIGLIO	28/09/1955 (LT)	12	16	39,0
363	D'ALESSANDRO	SOFIA	23/08/1956 (SA)	12	22	39,0
364	MORAZZANO	PAOLO DINO	11/09/1956 (LT)	12	21	39,0
365	FANTOZZI	INNOCENZA	12/03/1957 (LT)	12	18	39,0
366	MOSCATIELLO	ROSALBA	21/06/1957 (LT)	12	19	39,0
367	PALAZZO	MARIA CARMELA	05/08/1958 (LT)	4	26	39,0
368	PARISELLA	LUIGIA	01/04/1960 (LT)	12	18	39,0
369	MARTEDDU	PATRIZIA	16/03/1962 (LT)	12	18	39,0
370	FANTOZZI	NAZZARENO	30/10/1962 (LT)	12	16	39,0

POSIZIONE	DATI ANAGRAFICI	DATA E PROV. NAS.	PUNTI TIT. STUDIO	PUNTI SERVIZIO	PUNTI CREDITI PROFESS.	PUNTEGGIO TOTALE
371	CIBELLI	ROSINA	18/07/1965 (EE)	12	18	39,0
372	DI FRANCO	MARGHERITA	23/04/1968 (CE)	12	16	39,0
373	LA ROCCA	MARCELLA	09/05/1947 (LT)	4	26	38,5
374	TEDESCO	DANTE	26/05/1948 (LT)	4	26	38,5
375	BARTOLOMEO	ROSALBA	13/05/1953 (LT)	4	34	38,5
376	DI CROCCO	ALDO	29/07/1956 (LT)	4	26	38,5
377	DI MANNO	VINICIO	01/05/1958 (LT)	4	32	38,5
378	SACCOCCIO	MICHELANGELO	29/05/1958 (LT)	4	26	38,5
379	MARANGONI	ANTONIETTA	03/07/1958 (LT)	12	22	38,5
380	PORCHETTA	ERNESTO OLINDO	22/03/1959 (LT)	12	14	38,5
381	SACCOCCIO	CLAUDIO	21/11/1959 (LT)	4	22	38,5
382	ARAMI	MARIA ANTONIETTA	11/10/1961 (RM)	12	16	38,5
383	DEL VECCHIO	MASSIMO	07/07/1965 (LT)	20	16	38,5
384	DI PIETRA	ROSSANO	19/09/1966 (RM)	4	28	38,5
385	MASTRACCI	ANNA MARIA	12/03/1952 (LT)	4	26	38,0
386	MARCHESIN	SILVANA	07/11/1954 (LT)	6	16	38,0
387	MALAGISI	SILVANA	17/04/1957 (LT)	12	16	38,0
388	MASTRANGELO	SILVANA	06/01/1958 (LT)	12	18	38,0
389	SPIRITO	PAOLO	29/07/1958 (LT)	4	22	38,0
390	GARIGLIANO	ERNESTO	27/11/1959 (LT)	12	22	38,0
391	BUOMPANE	GIULIANA	26/11/1963 (CE)	12	26	38,0
392	ALFONSELLI	LOREDANA	10/09/1965 (EE)	4	34	38,0
393	D'ARPINO	ISABELLA	09/01/1967 (LT)	12	20	38,0
394	LORELLO	FRANCO	31/12/1967 (LT)	8	28	38,0
395	ETZI	BONARIA	22/07/1949 (CA)	6	30	37,5
396	INDOLFI	FRANCESCO	28/10/1950 (LT)	12	12	37,5
397	MASTROMANNO	RODOLFO	08/06/1951 (LT)	12	18	37,5
398	D'ONOFRIO	GIOVANNI	12/06/1957 (LT)	12	24	37,5
399	RADA	MIRELLA	15/07/1960 (RM)	8	28	37,5
400	GAMBINO	ROBERTA	06/05/1967 (LT)	12	14	37,5
401	PERRICONE	RICCARDO	11/06/1968 (LT)	8	26	37,5
402	COLARUOTOLO	CIVITA	18/07/1947 (LT)	4	28	37,0
403	VENDITTI	GIOVANNI	15/04/1961 (LT)	12	20	37,0
404	NACCHIA	LINA ROSARIA	23/04/1961 (LT)	12	12	37,0
405	MAZZANTE	REMIGIA	20/01/1962 (LT)	12	14	37,0
406	ASSAIANTE	MARIA CRISTINA	28/11/1962 (LT)	12	14	37,0
407	D'ANGELO	SILVANA MARIA LUIS	21/03/1963 (EE)	12	18	37,0
408	D'APRILE	ASSUNTA	15/08/1966 (LT)	8	16	37,0
409	GALLARELLO	CRISTIANA	28/03/1970 (RM)	6	21	37,0
410	FORGIONE	DORA	01/06/1943 (AV)	4	26	36,5
411	SINAPI	MARIA CIVITA	21/07/1945 (LT)	4	26	36,5
412	FRASCA	BERNARDINA	23/08/1959 (LT)	12	13	36,5
413	COSENTINI	GIULIANA	17/02/1964 (LT)	8	18	36,5
414	RUGGIERI	SALVATORE	27/02/1964 (LT)	12	22	36,5
415	ERRICO	NADIA	18/06/1966 (LT)	12	16	36,5
416	D'ETTORRE	VINCENZO	22/07/1948 (LT)	12	22	36,0
417	BARLONE	ROCCO	25/08/1948 (LT)	0	28	36,0
418	MAESTRI	GIUSEPPE	06/04/1949 (NO)	4	26	36,0
419	PIROLLO	VINCENZO	26/11/1951 (LT)	0	32	36,0
420	MASTROBATTISTA	EZIO	07/03/1955 (LT)	4	30	36,0

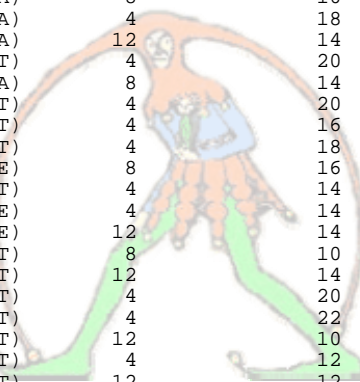


POSIZIONE	DATI ANAGRAFICI	DATA E PROV. NAS.	PUNTI TIT. STUDIO	PUNTI SERVIZIO	PUNTI CREDITI PROFESS.	PUNTEGGIO TOTALE	
421	PIROZZI	FRANCESCA	25/06/1955 (NA)	4	20	12,0	36,0
422	BASILI	LORENA	23/11/1957 (RM)	4	24	8,0	36,0
423	ANIBALLE	ANGELINA	03/06/1959 (LT)	4	26	6,0	36,0
424	D'ORTENZIO	ANGELA	02/09/1960 (LT)	4	18	14,0	36,0
425	PORRACCHIO	GABRIELLA	06/08/1966 (EE)	4	26	6,0	36,0
426	ZACCARIELLO	ANNALISA	31/05/1968 (LT)	12	16	8,0	36,0
427	CONTI	ALBA	18/07/1955 (FR)	4	26	5,5	35,5
428	PONTARELLI	GIOVANNA ROSINA	24/05/1956 (FR)	4	26	5,5	35,5
429	BONCI	MARINA	09/04/1960 (RM)	12	18	5,5	35,5
430	CUOMO	POMPEA	24/08/1961 (LT)	12	16	7,5	35,5
431	TINCHITELLA	ROSA	11/09/1962 (SA)	8	18	9,5	35,5
432	VENTRIGLIA	AGNESE	04/12/1963 (CE)	12	14	9,5	35,5
433	CARAMANICA	ANNA MARIA	09/05/1966 (LT)	12	12	11,5	35,5
434	RUGGIERO	GIOVANNI	29/05/1944 (BN)	6	20	9,0	35,0
435	DI TELLA	ALESSANDRA	14/12/1961 (IS)	12	16	7,0	35,0
436	FIORILLO	GIANCARLO	06/08/1963 (LT)	8	20	7,0	35,0
437	TESTANA	SAVINA	04/06/1964 (LT)	4	14	17,0	35,0
438	TREGLIA	LUCIA	19/01/1965 (LT)	12	16	7,0	35,0
439	FIDALEO	ADELINA	05/05/1967 (LT)	8	18	9,0	35,0
440	PANNOZZO	BRUNO	20/11/1960 (LT)	12	17	5,5	34,5
441	NOVIELLO	VITO	02/12/1965 (CS)	4	18	12,5	34,5
442	DALL'ARMELLINA	YURI	18/07/1973 (LT)	6	18	10,5	34,5
443	TUCCINARDI	CARMINA	19/10/1949 (LT)	4	28	2,0	34,0
444	TIRALONGO	GIOACCHINO	25/07/1956 (RM)	12	20	2,0	34,0
445	MORELLA	FRANCA MARIA	19/11/1956 (LT)	8	26	0,0	34,0
446	TOMASSI	ROBERTA	10/11/1967 (LT)	12	12	10,0	34,0
447	MESCHINO	EGIDIO	02/05/1944 (LT)	4	28	1,5	33,5
448	MANCINI	MARIA RITA	31/07/1946 (FR)	8	24	1,5	33,5
449	COSIMI	PAOLA	15/01/1952 (RM)	12	18	3,5	33,5
450	TOMBOLILLO	ANTONIO	23/08/1952 (FR)	4	28	1,5	33,5
451	ZAPPULLO	GIUSEPPE	21/10/1955 (SA)	4	24	5,5	33,5
452	SALVATORE	SILVANA	24/12/1960 (NA)	12	12	9,5	33,5
453	TURETTA	LORELLA	28/01/1964 (LT)	6	16	11,5	33,5
454	ROSSI	MARINA FILOMENA	26/07/1940 (LT)	4	26	3,0	33,0
455	ZARA	MICHELE	18/12/1950 (RC)	4	26	3,0	33,0
456	FRANCINI	ANNAMARIA	27/07/1954 (LT)	12	12	9,0	33,0
457	FUSCO	GIULIA	31/01/1955 (LT)	12	18	3,0	33,0
458	MADDALUNA	ASSUNTA	07/08/1955 (LT)	4	22	7,0	33,0
459	CARDOGNA	ANNA	21/04/1959 (LT)	12	14	7,0	33,0
460	DELL'ISOLA	VINCENZA	24/04/1959 (TA)	6	18	9,0	33,0
461	RUGGIERI	IMMACOLATA	27/07/1961 (LT)	12	16	5,0	33,0
462	MARI	MARIA LUISA	11/09/1961 (LT)	12	16	5,0	33,0
463	TAGLIAFIERRO	ANTONIO	12/06/1965 (CE)	12	14	7,0	33,0
464	FIorentINO	ANNA MARIA	16/04/1950 (NA)	6	16	10,5	32,5
465	VETTORELLI	PAOLO	05/11/1952 (EE)	6	18	8,5	32,5
466	FOLCARELLI	ITALIA	24/04/1959 (LT)	12	16	4,5	32,5
467	DI STASIO	GIOVANNA	05/07/1962 (LT)	12	19	1,5	32,5
468	DE VITO	MARIA	03/02/1940 (LT)	4	26	2,0	32,0
469	DI CIACCIO	ANTONIO	11/12/1946 (LT)	8	22	2,0	32,0
470	ROSATI	SILVANA	10/05/1954 (LT)	4	18	10,0	32,0

POSIZIONE	DATI ANAGRAFICI	DATA E PROV. NAS.	PUNTI TIT. STUDIO	PUNTI SERVIZIO	PUNTI CREDITI PROFESS.	PUNTEGGIO TOTALE
471	STIVALI	ALBERTO	21/02/1959 (LT)	12	14	32,0
472	IOVINE	BRUNO	30/06/1960 (CE)	4	28	32,0
473	PENSIERO	ENZO	19/10/1960 (LT)	12	16	32,0
474	FIORE	LORELLA	04/05/1963 (LT)	12	16	32,0
475	TASCIOTTI	ACHILLE	20/11/1965 (LT)	4	18	32,0
476	PRESUTTO	LUCIA	19/07/1966 (EE)	12	16	32,0
477	CORNELIO	LUIGI ANTONIO	02/04/1969 (VA)	6	20	32,0
478	SIMIONE	ANTONIO	03/07/1954 (LT)	4	16	31,5
479	CAMMAROTA	ANGELO	20/05/1955 (SA)	4	16	31,5
480	NARDOCCI	ELVIRA	20/10/1955 (LT)	12	14	31,5
481	MASTRACCI	MARISA	18/01/1959 (FR)	4	22	31,5
482	ROCCO	FRANCO	07/02/1959 (LT)	4	16	31,5
483	ABBENDA	FRANCA	10/12/1960 (LT)	6	18	31,5
484	CAROCCI	GIOVANNA	06/04/1966 (LT)	4	16	31,5
485	SINAPI	VALERIO	28/04/1950 (LT)	4	16	31,0
486	IACOMINI	FRANCA	30/06/1953 (LT)	12	12	31,0
487	TUCCINARDI	DINA	18/08/1953 (LT)	4	26	31,0
488	CARASCONE	ANTONietta	07/02/1956 (LT)	12	12	31,0
489	CAPRARO	VINCENZO	02/01/1957 (LT)	4	14	31,0
490	OLETTO	DEMETRIO	16/07/1957 (LT)	12	12	31,0
491	DI GIACOMANTONIO	PIERO	01/09/1958 (RM)	12	14	31,0
492	STRADELLA	PATRIZIA	01/11/1963 (LT)	8	10	31,0
493	GUERRIERI	LORELLA	12/08/1965 (LT)	4	26	31,0
494	BELLOTTO	ROBERTA	04/12/1967 (LT)	12	12	31,0
495	PROTA	MARGHERITA	30/01/1968 (NA)	4	14	31,0
496	DI PRINCIPE	ENZA	19/09/1943 (LT)	4	26	30,5
497	ESPOSITO MARROCCELLA	ANTONietta	05/03/1957 (CE)	12	18	30,5
498	DE MEIS	MARIA ANTONietta	01/01/1958 (LT)	12	12	30,5
499	SIMEONE	MARIA GRAZIA	17/04/1961 (LT)	12	16	30,5
500	MARCELLI	MARIA ANTONietta	06/10/1962 (RM)	12	14	30,5
501	PISA	PASQUALE	17/06/1971 (FR)	4	16	30,5
502	CAPOTOSTO	MARIA LUISA	03/01/1952 (LT)	6	24	30,0
503	ADDESSI	ENZO	28/06/1955 (LT)	4	22	30,0
504	PUCINISCHI	ANTONELLA	07/02/1956 (LT)	12	16	30,0
505	DEL FRATE	FELICETTA	09/01/1960 (LT)	8	14	30,0
506	FRANCO	ELISABETTA	20/11/1963 (LT)	12	14	30,0
507	GARGIULO	LUCIA	18/07/1964 (LT)	12	16	30,0
508	PISTILLI	LIBERA	19/09/1944 (FR)	4	20	29,5
509	PAMPENA	GIUSEPPE	08/05/1951 (LT)	4	16	29,5
510	DI MEO	CRISTINA	19/08/1951 (CE)	4	24	29,5
511	TREGLIA	FRANCESCO SAVERIO	09/06/1953 (LT)	12	14	29,5
512	VECCHIONE	FILIPPO	21/11/1959 (AV)	12	10	29,5
513	MORRONE	ELISA	10/03/1961 (CS)	12	16	29,5
514	GROSSI	SALVATORE	24/09/1964 (EE)	4	20	29,5
515	MAMBRIN	PATRIZIA	24/10/1964 (LT)	12	14	29,5
516	BRACCIALE	BENEDETTO	12/01/1948 (LT)	4	14	29,0
517	SANTILLI	DOMENICO	25/10/1949 (LT)	0	28	29,0
518	RACHELE	COSMO DAMIANO	06/05/1953 (VV)	4	16	29,0
519	BELARDINELLI	PALMIRA	25/05/1955 (LT)	8	12	29,0
520	RUGGIERI	MICHELINA	29/01/1957 (LT)	4	14	29,0



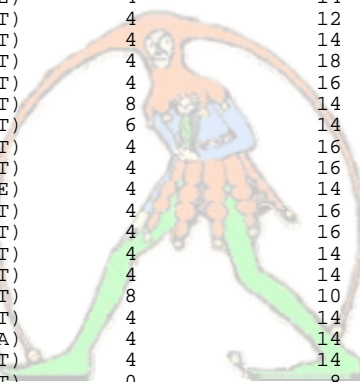
POSIZIONE	DATI ANAGRAFICI	DATA E PROV. NAS.	PUNTI TIT.		PUNTI SERVIZIO	PUNTI CREDITI PROFESS.	PUNTEGGIO TOTALE	
			STUDIO					
521	CRIMI	GIORGIO	31/03/1957	(LT)	4	20	5,0	29,0
522	SELVAGGINI	FRANCO	16/04/1958	(VT)	4	16	9,0	29,0
523	FANTOZZI	DOMENICA	29/09/1959	(LT)	6	16	7,0	29,0
524	ROMANATO	MIRELLA	02/04/1961	(LT)	8	18	3,0	29,0
525	PETRONE	ANGELO	18/04/1962	(LT)	12	10	7,0	29,0
526	COSTANZO	ANNA	16/07/1965	(LT)	12	14	3,0	29,0
527	PAGANO	EDUARDO	14/02/1949	(CE)	4	14	10,5	28,5
528	TULLIO	BRUNO	03/06/1952	(LT)	4	14	10,5	28,5
529	PARENTE	GABRIELLA	28/02/1960	(LT)	12	12	4,5	28,5
530	FALSO	MARIANNA	16/11/1952	(LT)	4	12	12,0	28,0
531	TESTA	FILIPPO	22/01/1955	(LT)	4	12	12,0	28,0
532	CASTRUCCI	ROBERTO	02/09/1962	(MI)	4	18	6,0	28,0
533	PROIETTI	ROSALBA	06/09/1963	(RM)	12	16	0,0	28,0
534	GARRITANO	GENNARO	11/10/1947	(CS)	4	18	5,5	27,5
535	LEGGIERO	GIANNI	03/08/1956	(LT)	4	16	7,5	27,5
536	TREGLIA	MARGHERITA	20/10/1957	(LT)	8	12	7,5	27,5
537	D'APRILE	ALFREDO	05/12/1959	(FR)	6	16	5,5	27,5
538	DAL RE	ALESSANDRA	14/10/1960	(LT)	4	14	9,5	27,5
539	LOPRETE	MARIA ANTONIETTA	13/10/1966	(RC)	12	14	1,5	27,5
540	DIACO	CARMINE	10/06/1968	(NA)	8	10	9,5	27,5
541	PIETROVANNI	SERGIO	05/10/1941	(NA)	4	18	5,0	27,0
542	GALLUZZO	ANTONIO	13/03/1944	(SA)	12	14	1,0	27,0
543	DI STEFANO	EMILIA	21/11/1944	(LT)	4	20	3,0	27,0
544	VERRILLO	PIETRO	01/06/1955	(NA)	8	14	5,0	27,0
545	CAMMARONE	IVANA	24/02/1956	(LT)	4	20	3,0	27,0
546	DI MAGNO	BRUNO	07/03/1956	(LT)	4	16	7,0	27,0
547	DI BIASE	ERMELINDA	24/02/1957	(LT)	4	18	5,0	27,0
548	BACONE	ANNA	24/08/1958	(CE)	8	16	3,0	27,0
549	RESTAINI	MARIA TERESA	10/01/1959	(LT)	4	14	9,0	27,0
550	CONIGLIO	SALVATORE	14/11/1959	(EE)	4	14	9,0	27,0
551	DE ANGELIS	MARINA	27/01/1962	(EE)	12	14	1,0	27,0
552	GUGLIETTA	CARMINA	19/11/1962	(LT)	8	10	9,0	27,0
553	BRACCIALE	FILomenA	28/08/1965	(LT)	12	14	1,0	27,0
554	BARTOLOMEI	NELLO	07/01/1966	(LT)	4	20	3,0	27,0
555	DATO	GIUSEPPE	02/09/1948	(LT)	4	22	0,5	26,5
556	PASQUALOTTO	ALDO	05/03/1951	(LT)	12	10	4,5	26,5
557	BOTTONI	LUIGIA	16/03/1958	(LT)	4	12	10,5	26,5
558	PENSIERO	DOMENICO	03/02/1959	(LT)	12	12	2,5	26,5
559	ROSSI	ANTONIO	10/11/1959	(LT)	12	14	0,5	26,5
560	AGRESTI	ALDO	06/10/1961	(LT)	4	14	8,0	26,0
561	VALENTE	INES	05/02/1946	(LT)	4	18	3,5	25,5
562	MASELLA	SALVATORE	23/08/1947	(LT)	4	16	5,0	25,0
563	PECCHIA	VINCENZO	13/05/1952	(FR)	8	12	5,0	25,0
564	RUGGIERI	SALVATORE	03/01/1954	(LT)	4	16	5,0	25,0
565	PASCALE	EMILIA	26/02/1958	(LT)	4	10	11,0	25,0
566	FRANCO	SALVATORE	05/01/1963	(CL)	4	16	5,0	25,0
567	MUCCITELLI	CLAUDIO	14/10/1965	(LT)	4	20	1,0	25,0
568	MANCINI	GIUSEPPINA	11/02/1966	(LT)	8	16	1,0	25,0
569	BELLOTTI	MARIA	10/05/1951	(LT)	12	12	0,5	24,5
570	ROCCIA	LORENZO	20/09/1954	(LT)	4	14	6,5	24,5



POSIZIONE	DATI ANAGRAFICI	DATA E PROV. NAS.	PUNTI TIT. STUDIO	PUNTI SERVIZIO	PUNTI CREDITI PROFESS.	PUNTEGGIO TOTALE	
571	TRAMONTANO	GENOVEFFA	27/02/1962 (SA)	4	10	10,5	24,5
572	DE MARTINO	PAOLA	10/03/1962 (RM)	12	10	2,5	24,5
573	MATTEI	STEFANIA	17/09/1963 (GE)	12	12	0,5	24,5
574	IACONO	FRANCO	26/05/1964 (LT)	12	12	0,5	24,5
575	TURETTA	ROBERTA	25/02/1966 (LT)	6	12	6,5	24,5
576	CASTELLI	VINCENZO	04/08/1952 (LT)	4	18	2,0	24,0
577	LICARI	SANTORO	16/12/1953 (EE)	4	14	6,0	24,0
578	DE SANTIS	IMMACOLATA	23/02/1963 (LT)	4	16	4,0	24,0
579	MICOLI	ELISA	02/12/1963 (EE)	12	10	2,0	24,0
580	BALESTRA	ANTONIO	08/10/1948 (LT)	4	16	3,5	23,5
581	TURCHETTI	ANNA MARIA	06/08/1951 (LT)	4	12	7,5	23,5
582	DI PROSPERO	GIUSEPPINA	12/06/1961 (LT)	8	12	3,5	23,5
583	MATTOCCIA	ANTONIO	13/06/1966 (RM)	8	14	1,5	23,5
584	PAGANO	NICOLA	14/03/1953 (CE)	4	12	7,0	23,0
585	BARIS	ALESSANDRO	02/01/1958 (LT)	4	14	5,0	23,0
586	MIRA	RINALDA	23/12/1959 (LT)	12	8	3,0	23,0
587	PUGLIA	VENERANDA	08/12/1962 (TA)	6	14	3,0	23,0
588	LORUSSO	MARIO	29/10/1943 (LT)	4	14	4,5	22,5
589	BRUSCA	CESARE	12/01/1947 (LT)	8	12	2,5	22,5
590	AURORA	SAVERIO	15/11/1952 (CE)	4	14	4,5	22,5
591	RIZZI	GIOVANNA	17/06/1954 (LT)	4	12	6,5	22,5
592	D'AMMIZIO	GRAZIELLA	17/10/1955 (LT)	4	14	4,5	22,5
593	SERAO	ROSALBA	11/11/1955 (LT)	4	18	0,5	22,5
594	BALDESSARRE	ELMIRA CARMELA	28/11/1948 (LT)	4	16	2,0	22,0
595	MARSELLA	ETTORE	21/10/1963 (LT)	8	14	0,0	22,0
596	DE SIMONE	ELISA	28/03/1950 (LT)	6	14	1,5	21,5
597	BELARDINILLI	FAUSTO	18/05/1956 (LT)	4	16	1,5	21,5
598	FIORINI	MARIA ANTONIETTA	02/10/1951 (LT)	4	16	1,0	21,0
599	ZANNONE	PASQUALINA	10/07/1964 (CE)	4	14	3,0	21,0
600	TAUCCI	FRANCA	23/02/1954 (LT)	4	16	0,5	20,5
601	DI LENOLA	MARIA TERESA	23/01/1959 (LT)	4	16	0,5	20,5
602	ISOLINO	BRUNO	27/03/1948 (LT)	4	14	1,0	19,0
603	DI FAZIO	ASSUNTA	09/11/1948 (LT)	4	14	1,0	19,0
604	D'ORSO	ELENA	24/01/1962 (LT)	8	10	1,0	19,0
605	TREGLIA	CAROLINA	01/03/1962 (LT)	4	14	1,0	19,0
606	NASCENTE	PATRIZIA	29/04/1962 (NA)	4	14	1,0	19,0
607	NARDIN	DANIELA	02/10/1963 (LT)	4	14	1,0	19,0
608	LOVULLO	IGNAZIO	08/02/1942 (LT)	0	8	10,5	18,5
609	SACCHETTI	GIOVANNI	03/11/1947 (LT)	0	18	0,5	18,5
610	DI CIACCIO	LUCIA	20/04/1960 (LT)	8	10	0,5	18,5
611	SINOPOLI	GIUSEPPE	28/05/1955 (SA)	0	16	1,5	17,5
612	PEZONE	FRANCESCO	15/01/1959 (CE)	4	12	1,5	17,5
613	TESTA	ENZO	14/06/1946 (LT)	0	16	0,0	16,0
614	FIGLIO	FRANCESCA	04/06/1956 (LT)	0	0	0,0	0,0
615	CASTALDO	AGOSTINO	24/12/1959 (CE)	0	0	0,0	0,0
616	OCCHIBOVE	STEFANO	26/12/1961 (LT)	0	0	0,0	0,0
617	SANTAMARIA SOSSO	EMMA	26/01/1967 (EE)	0	0	0,0	0,0

PROFILO GA - COLLABORATORE SCOLASTICO TECNICO (GUARDA
 POSIZIONE DATI ANAGRAFICI

DATA E PROV. NAS. PUNTI TIT. STUDIO PUNTI SERVIZIO PUNTI CREDITI PROFESS. PUNTEGGIO TOTALE



POSIZIONE	DATI ANAGRAFICI	DATA E PROV. NAS.	PUNTI TIT. STUDIO	PUNTI SERVIZIO	PUNTI CREDITI PROFESS.	PUNTEGGIO TOTALE
1	BUFFONI QUINTINO	10/05/1941 (LT)	6	49	15,0	70,0
2	LOMBARDI MARIA CIVITA	31/10/1953 (LT)	4	60	4,0	68,0
3	TAMMARO CONCETTA	02/02/1943 (NA)	4	60	2,0	66,0
4	FELICI ORIETTA	27/09/1966 (LT)	12	20	0,5	32,5

PROFILO IF - INFERMIERE
POSIZIONE

POSIZIONE	DATI ANAGRAFICI	DATA E PROV. NAS.	PUNTI TIT. STUDIO	PUNTI SERVIZIO	PUNTI CREDITI PROFESS.	PUNTEGGIO TOTALE
1	PROTANI MARIA ANTONIETTA	08/09/1956 (LT)	6	36	0,0	42,0
2	DEL DUCA DANIELA	12/10/1964 (LT)	8	10	9,0	27,0



